

**MEGA
BLOKS**



Jeep

1



97804 Jeep® Off-Road Adventure • Aventura todo terreno Jeep® • Aventure hors route Jeep®
97832 Geländeabenteuer • Terreinavontuur • Aventura fuori strada • Aventura fora de estrada • Przygoda w terenie

- 2x MA09593ARD
- 2x MA09593ACX
- 6x AM02921DH
- 2x AM17521F
- 1x MA1087BOR
- 1x MA17503F
- 1x AM17398BOR
- 1x AM17398APQ
- 1x AM18615F
- 2x AM18276ACX
- 2x MA01531APL

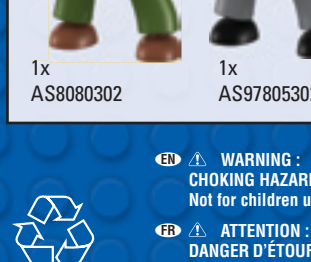


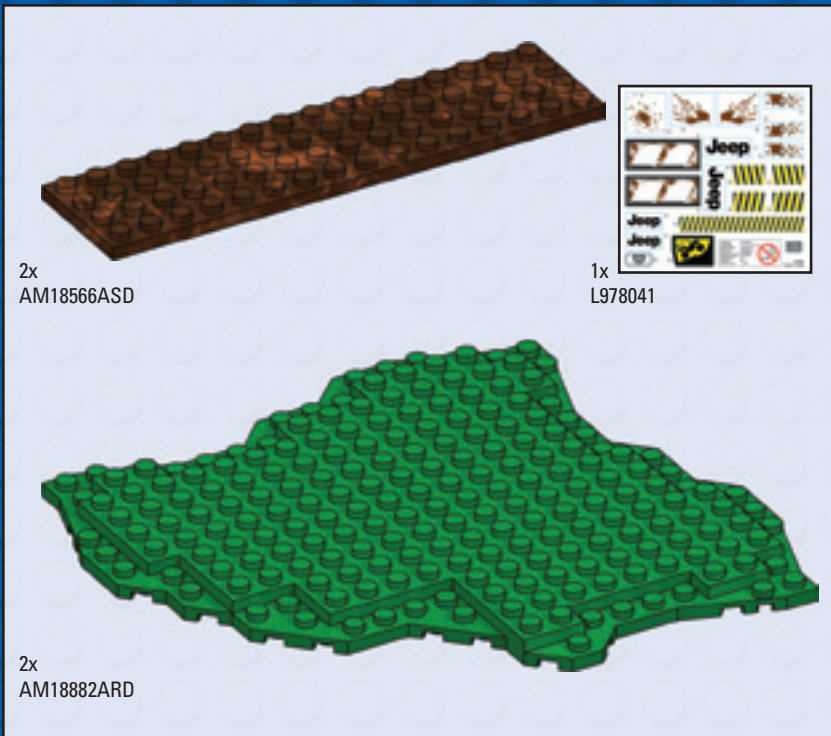
- 1x AM18299F
- 1x AM18299APQ
- 7x MA09493ARD
- 2x MA09493BYE
- 1x MA09493AGP
- 3x MA09493ASD
- 7x MA09493F
- 10x MA09493ACX
- 3x MA09493APQ
- 22x MA09033AGP
- 15x MA09033AQW

- 1x MA09033APQ
- 5x AM03307XN
- 2x AM74821W
- 8x MA07475BOR
- 7x MA07475F
- 5x MA07475APQ
- 4x AM18251ACX
- 1x AM74820APQ
- 1x AM74820BOR
- 4x AS9780404

- 5x AS9780302
- 2x AS9780403
- 2x AS9780405
- 1x AM16331ASD
- 2x MA09292APQ
- 1x MA09292F
- 14x AM01888DH
- 9x MA1480F
- 1x MA1480ASD
- 1x AM18292F

- 2x MA17055ASD
- 3x AM09922ASD
- 2x MA18298ASD
- 3x AM15827DH
- 1x MA08483ASD
- 5x MA08483F
- 4x MA08483ACX
- 1x AM73222ARD
- 1x MA09923ASD
- 1x AM17389F

- 1x AM18222F
- 1x AM17491DH
- 1x AM74404F
- 1x AM02100ACX
- 1x AM09924ACX
- 2x AM18556ACX
- 3x MA1172ACX
- 1x MA1172F



Jeep Jeep, and related logos, vehicle model names and trade dress are trademarks of Chrysler Group LLC and used under license by MEGA Brands Inc. ©2014 Chrysler Group LLC.

WARNING ! ATTENTION !
ATENÇÃO ! OSTRZEŻENIE !
AVVERTENZA ! ACHTUNG !
WAARSCHUWING ! VARIOTUS !
AVVERTENZA ! AVVERTENZA !



- EN** Please read these instructions carefully before first use and keep them for future reference.
- FR** Il est recommandé de lire attentivement ce feuillet avant la première utilisation et de le conserver pour référence future.
- ES** Leer estas instrucciones cuidadosamente antes de la primera utilización y guardarlas para referencia futura.
- DE** Die Gebrauchsanleitung bitte durchlesen und aufbewahren.
- NL** Wij raden u aan deze handleiding zorgvuldig te lezen en te bewaren voor eventuele raadpleging op een later tijdstip.
- IT** Leggere le istruzioni prima di cominciare ad usare il gioco e conservarle per referenze future.
- PT** Leia as instruções antes do primeiro uso e guarde-as para futura referência.
- PL** Proszę uważnie przeczytać instrukcję obsługi przed pierwszym użyciem, a następnie zachować ją na przyszłość.
- DA** Vær venlig at læse disse instruktioner omhyggeligt inden ibrugtagning og opbevar dem til fremtidigt brug.
- EL** Διαβάστε αυτές τις οδηγίες προσεκτικά πριν χρησιμοποιήσετε το προϊόν για πρώτη φορά και φυλάξτε τις για μελλοντική αναφορά.
- FI** Lue nämä ohjeet huolellisesti ennen ensimmäistä käyttöä ja säilytä ne myöhempää tarvetta varten.
- NO** Les disse instruksjonene nøye før første gangs bruk, og ta vare på dem for fremtidige oppslag.
- SV** Läs noggrant igenom dessa instruktioner innan du använder produkten för första gången och spara dem för ev. framtida frågor.
- JA** 初めてご使用になる前に、この説明書をよくお読みください。また、本書は将来いつでも参照できるように保管してください。
- ZH** 请在初次使用前仔细阅读这些指示，并保留它们以便未来参考。
- AR** يرجى قراءة هذه التعليمات بدقة قبل البدء بالاستعمال والاحتفاظ بها كمرجع للمستقبل.

- EN** ⚠ **WARNING :** CHOKING HAZARD. - Small parts. Not for children under 3 years.
- FR** ⚠ **ATTENTION :** DANGER D'ÉTOUFFEMENT. - Présence de petits éléments. Ne convient pas aux enfants de moins de 3 ans.
- ES** ⚠ **ADVERTENCIA :** RIESGO DE ASFIXIA. - Contiene piezas pequeñas. No recomendado para niños menores de 3 años.
- DE** ⚠ **ACHTUNG :** ERSTICKUNGSGEFAHR. - Enthält kleine Teile. Nicht für Kinder unter 3 Jahren geeignet.
- NL** ⚠ **WAARSCHUWING :** VERSTIKKINGSGEVAAR. - Bevat kleine onderdelen. Niet geschikt voor kinderen onder de 3 jaar.
- IT** ⚠ **AVVERTENZA :** PERICOLO DI SOFFOCAMENTO. - Contiene piccole parti. Non indicato per bambini sotto i 3 anni.
- PT** ⚠ **ATENÇÃO :** PERIGO DE ASFIXIA. - Contém peças pequenas. Não é concebido para crianças de menos de 3 anos.
- PL** ⚠ **OSTRZEŻENIE :** ZAGROŻENIE ZADŁAWIENIEM. - Małe elementy. Nie nadaje się dla dzieci poniżej 3 lat.

- DA** ⚠ **ADVARSEL :** FARE FOR KVÆLNING. - Indeholder smådele. Ikke til børn over 3 år.
- EL** ⚠ **ΠΡΟΕΙΔΟΠΟΙΗΣΗ :** ΚΙΝΔΥΝΟΣ ΠΝΙΓΜΟΥ. - Περιέχει μικρά αντικείμενα. Όχι για παιδιά κάτω των 3 ετών.
- FI** ⚠ **VAROITUS :** TUKEHTUMISVAARA. - Sisältää pieniä osia. Ei alle 3-vuotiaalle lapsille.
- NO** ⚠ **ADVARSEL :** KVÆLNINGSFARE. - Inneholder små deler. Kun for barn over 3 år.
- SV** ⚠ **WARNING :** KVÄVNINGSRISK. - Innehåller små delar. Inte för barn under 3 år.
- JA** ⚠ **警告 :** のどにつまる危険 小さな部品が含まれています 3歳以下の子供には与えないで下さい。
- ZH** ⚠ **警告 :** 噎住危险。包含有小部件 不适合3岁以下的小孩玩。
- AR** ⚠ **تحذير :** خطر الاختناق - قطع صغيرة غير صالحة للأطفال أقل من 3 سنوات.



1




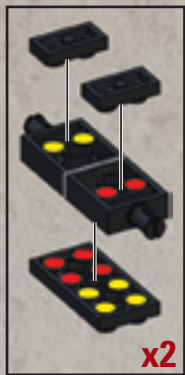
4x 1x 4x

2x 1x

2

1x 1x 1x

1x 1x


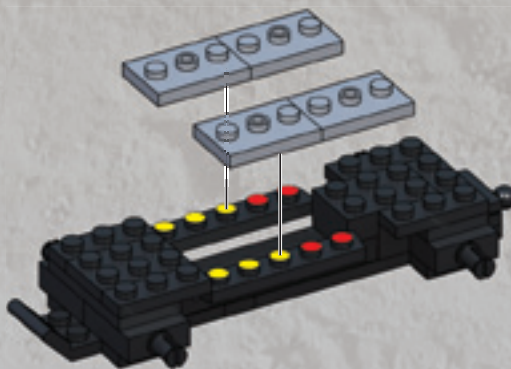
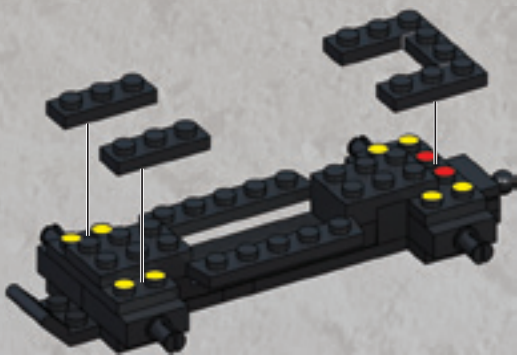


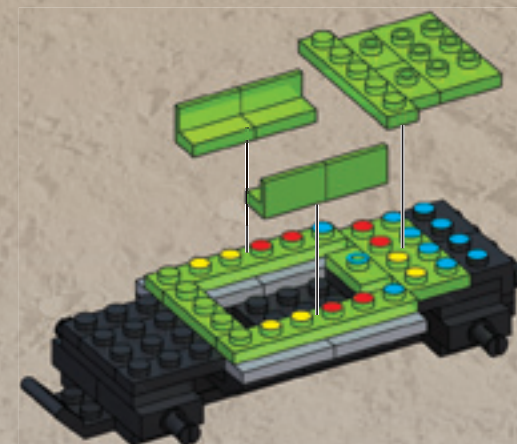

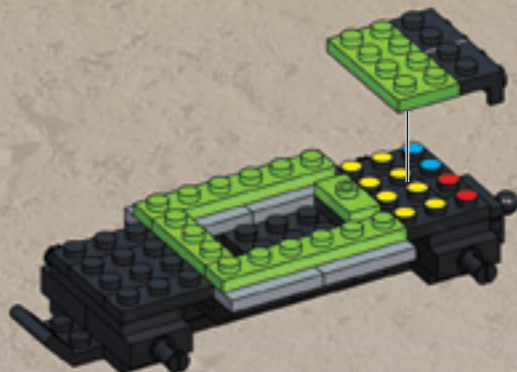
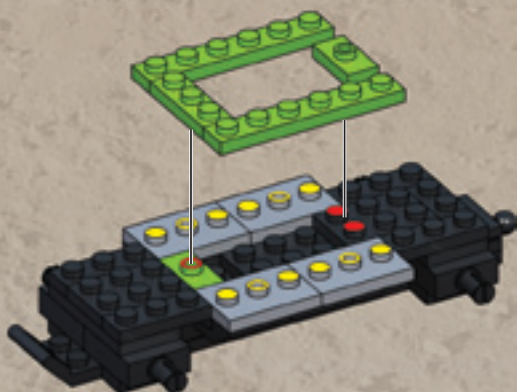



3

1x 4x

4

4x




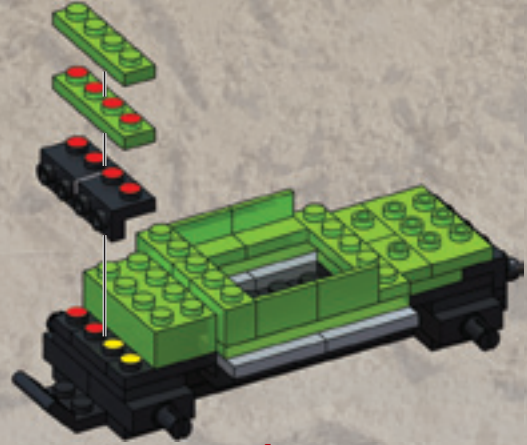
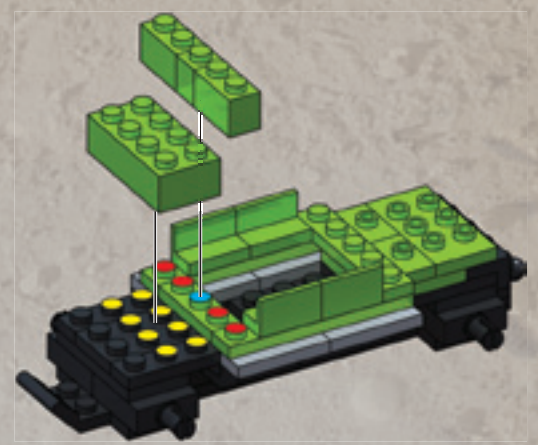


10

1x 2x 1x

11

2x 2x



1

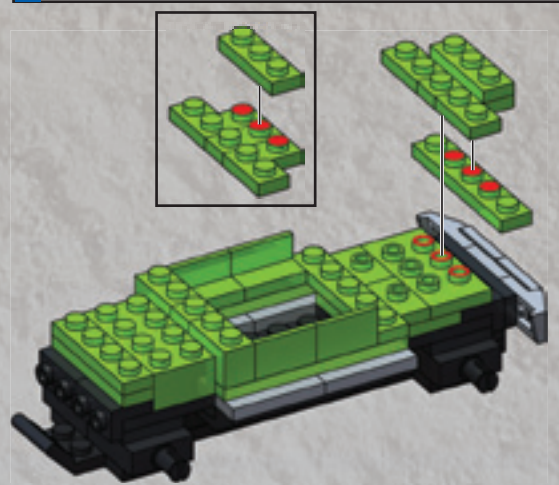
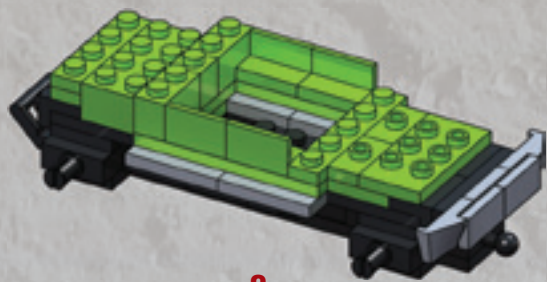
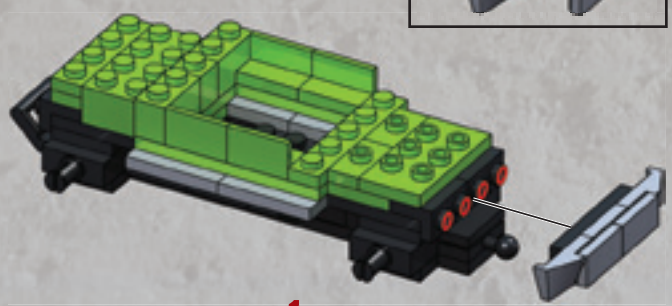
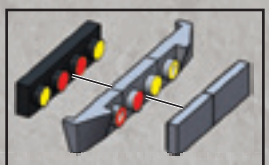
2

12

2x 1x 1x 1x 1x

13

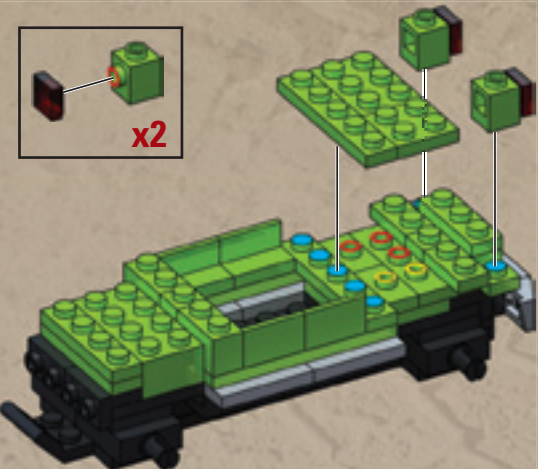

1x 2x 1x 1x




1

2

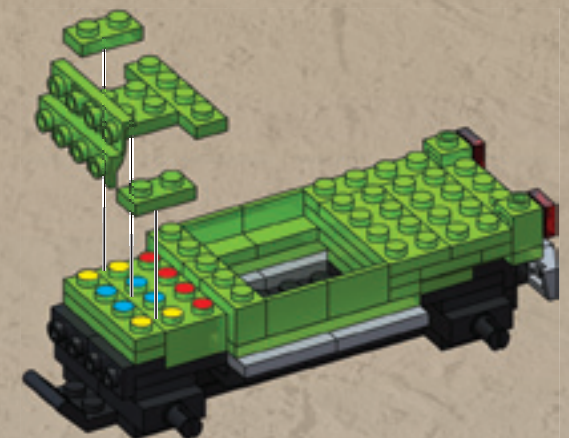
14



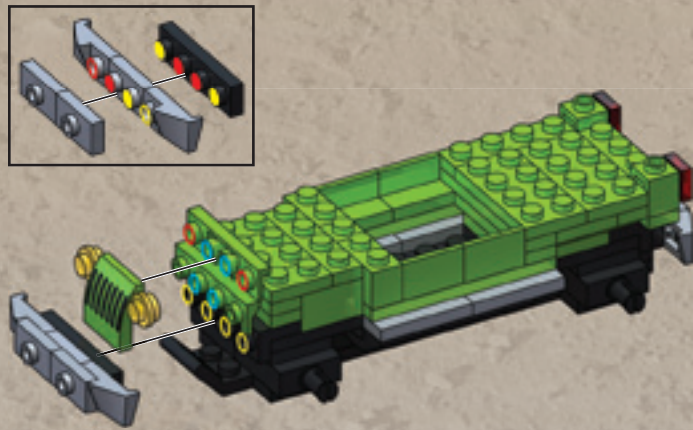
15



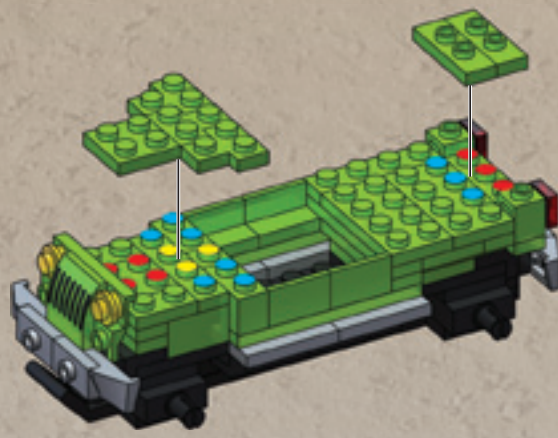

16



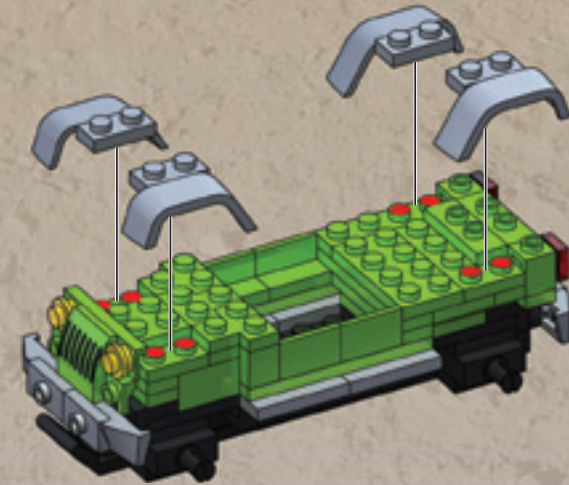
17



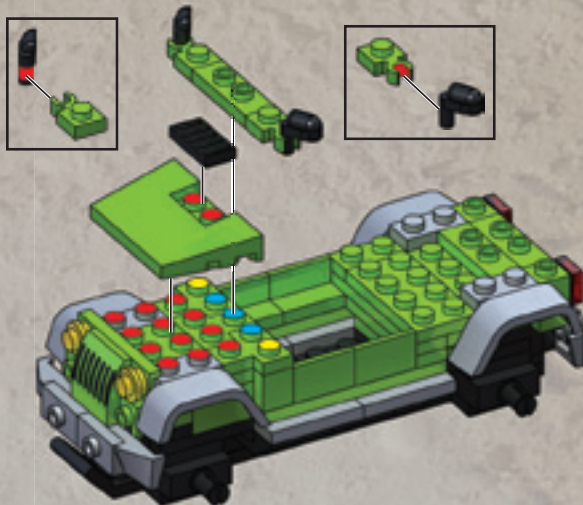
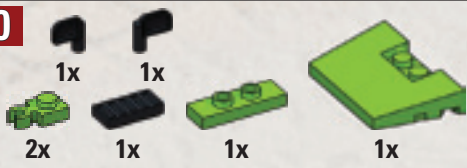
18



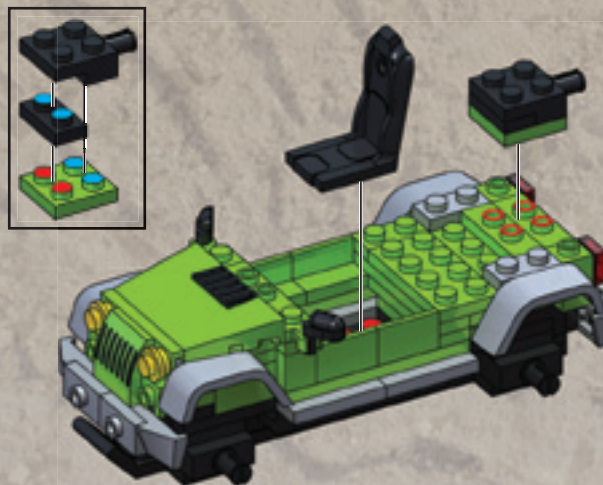
19



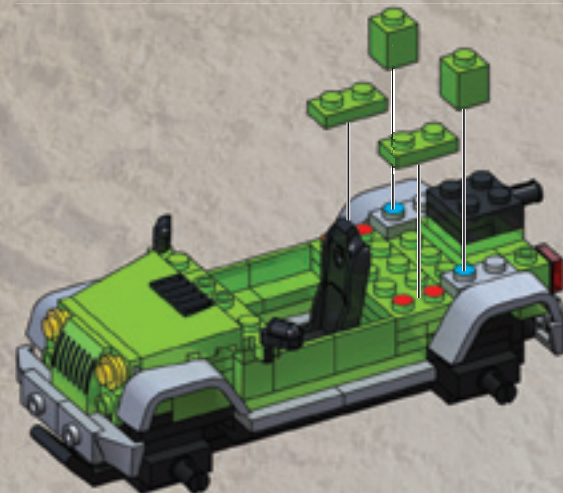

20



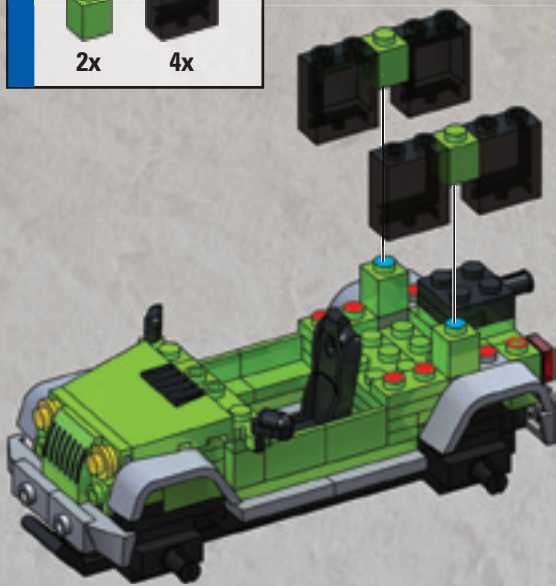
21



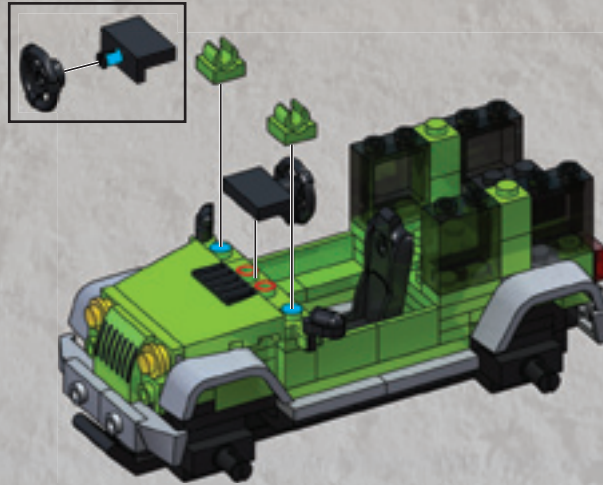
22




23



24

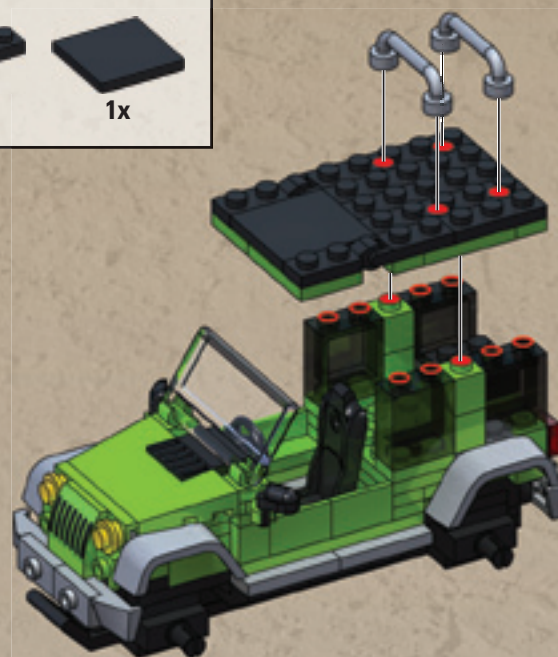
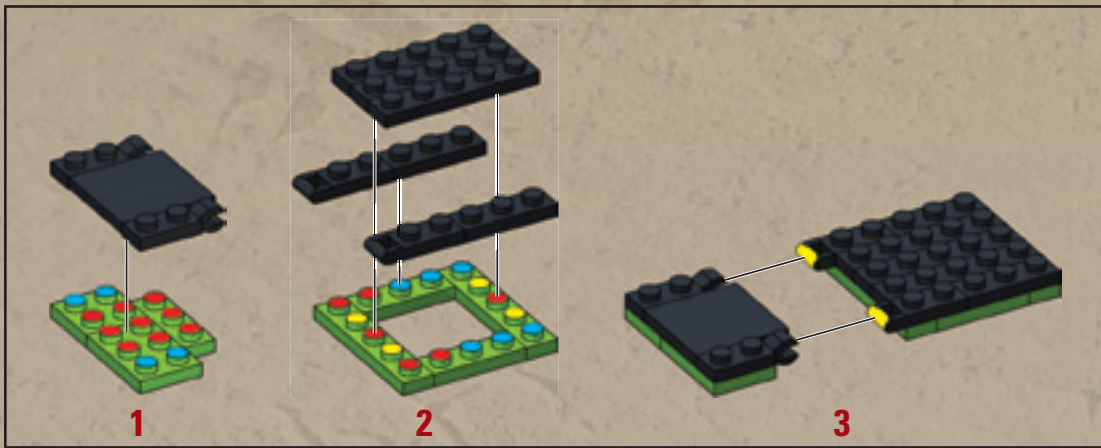


25



26

- 2x [Black 1x2 Technic Brick]
- 2x [Black 1x3 Technic Brick]
- 3x [Green 1x3 Technic Brick]
- 2x [Black 1x4 Technic Brick]
- 1x [Green 1x4 Technic Brick]
- 2x [Grey Technic Pin]
- 1x [Green 1x4 Technic Brick]
- 2x [Green 1x6 Technic Brick]
- 3x [Black 1x6 Technic Brick]
- 1x [Black 1x4 Technic Plate]




27




5x



1



2



18

28



9 10 11 12



1



2

29



1



2

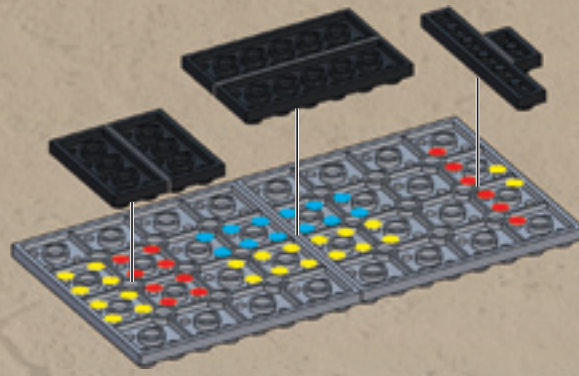


3




30

1x 1x 2x 2x 2x




31

4x 2x 2x




32

2x 2x 4x





33


4x 4x



34



35

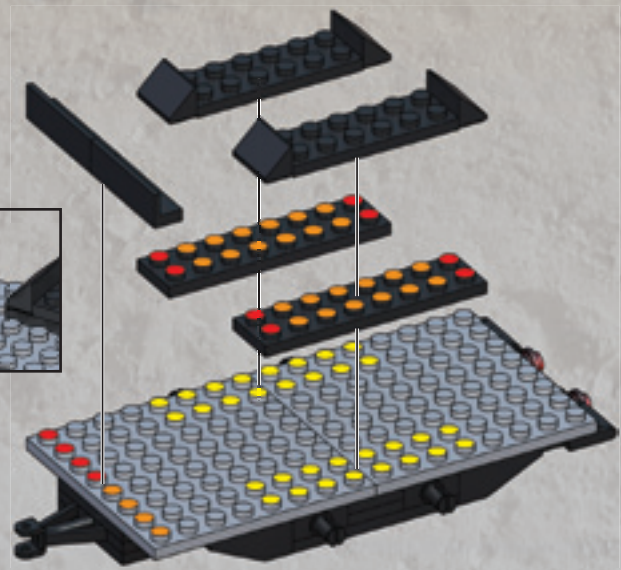



1


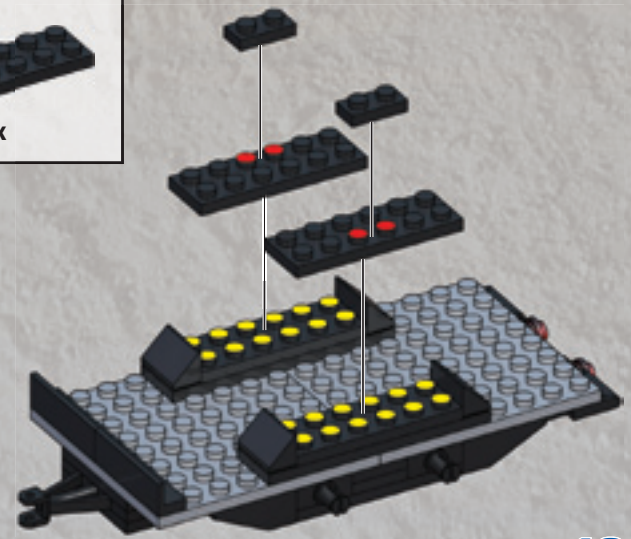


2

36



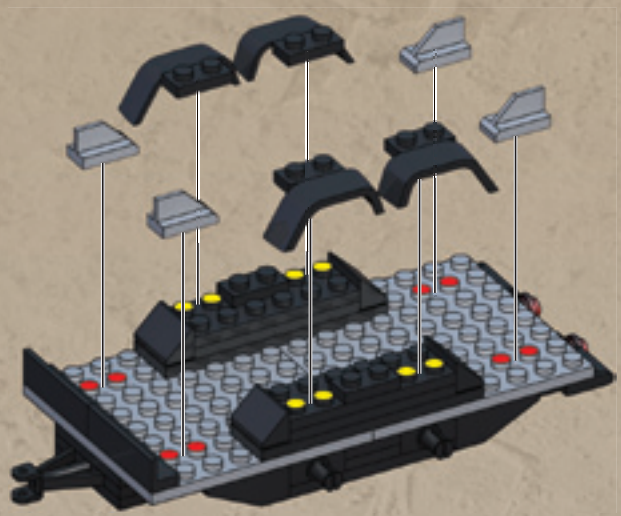
37



17

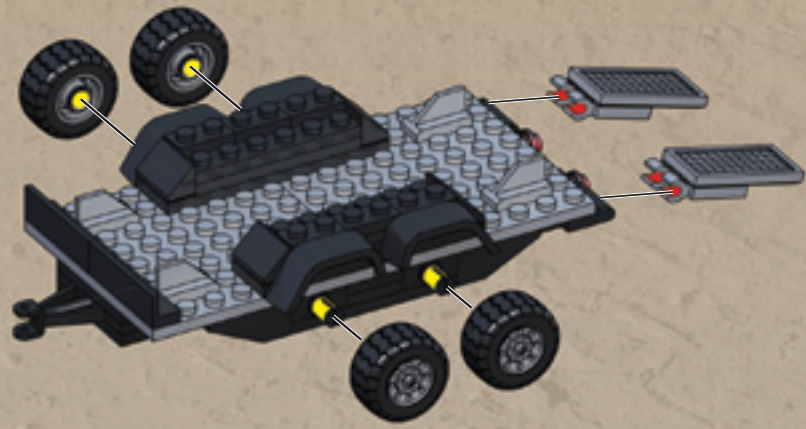
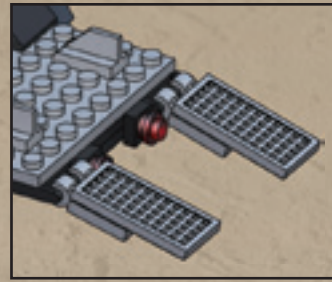
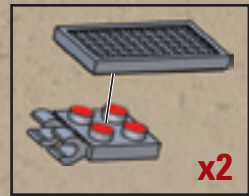
38

4x 2x 2x




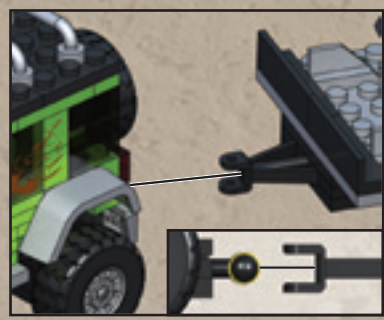
39

2x 2x 4x



40

Jeep
Jeep






41

2x 4x 1x

1x

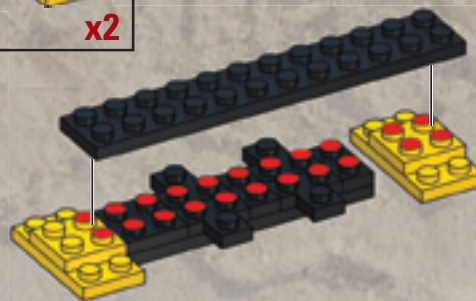


42

2x 2x 1x




Place temporary pieces.
 Colocar las piezas provisionales.
 Installer les pièces temporaires.
 Provisorische Teile einsetzen.
 Installeer de tijdelijke onderdelen.
 Plozzare i pezzi temporanei.
 Colocar peças temporárias.




43

1x 2x 1x 1x



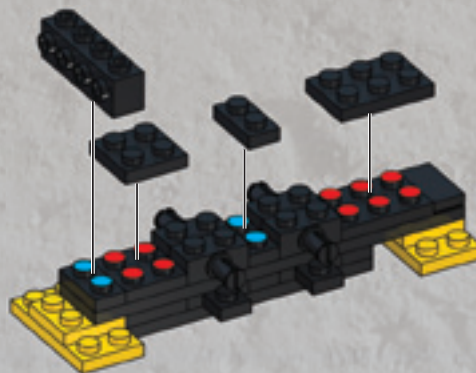
44

4x



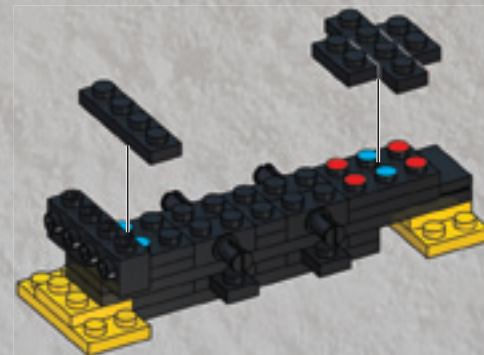
45

1x 1x 1x 1x



46

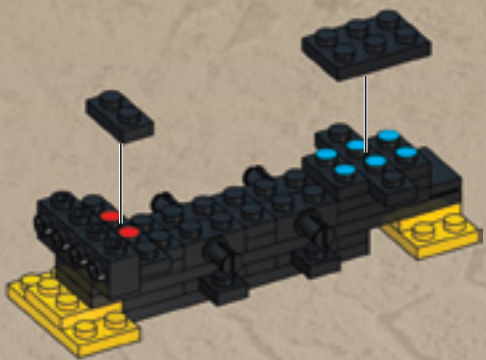
2x 2x



47



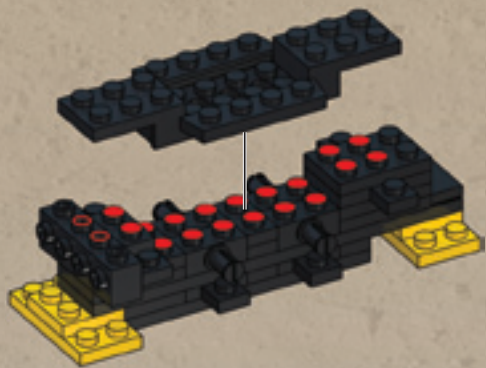
1x 1x




48



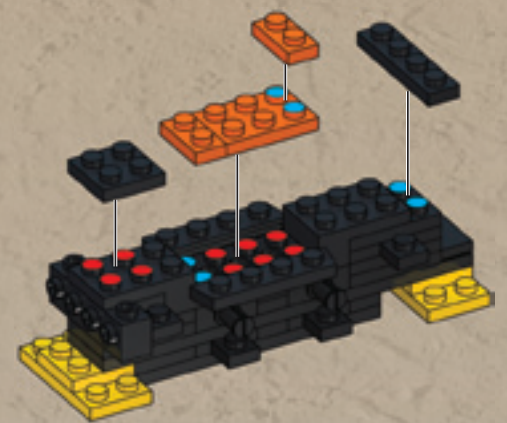
1x




49




2x 1x 1x 1x



50



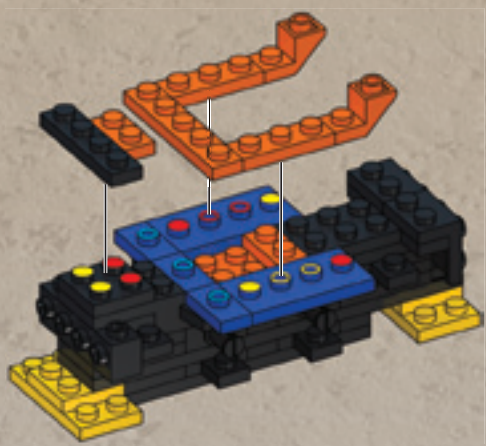
3x 2x 2x



51



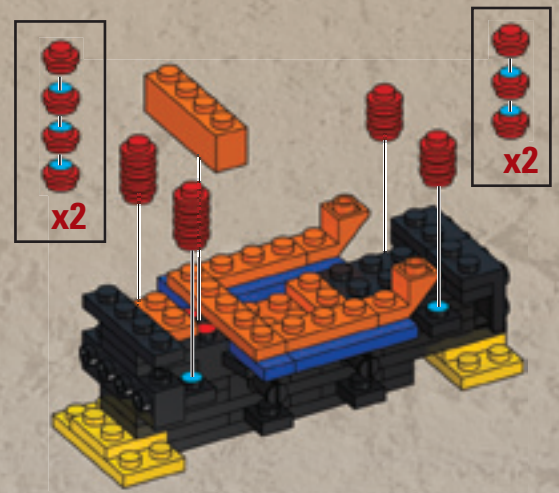
1x 2x 2x 1x 1x



52

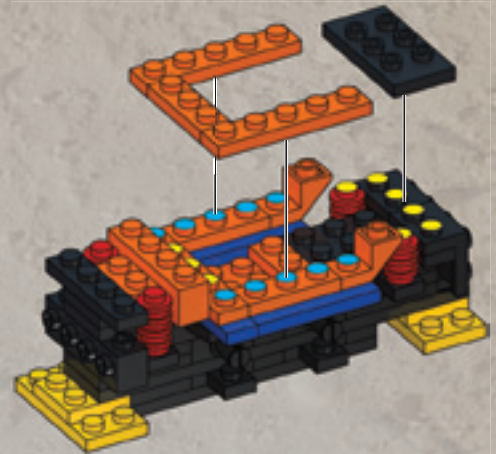


14x 1x



53

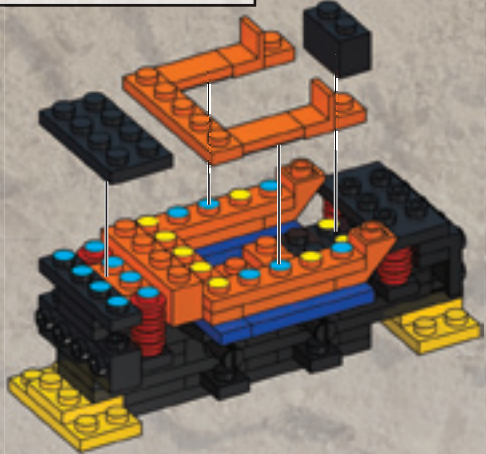
1x 2x 1x



54

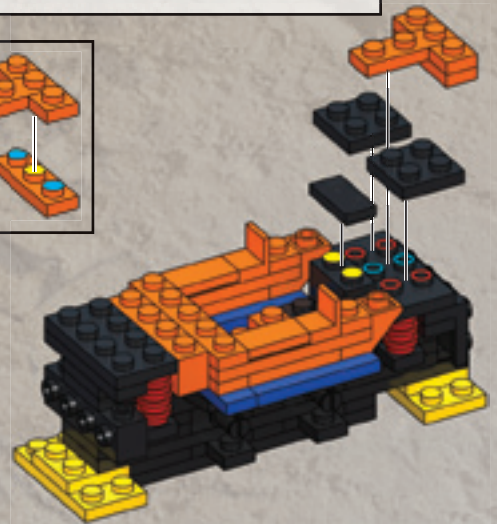
2x 2x 2x 1x

1x 1x



55

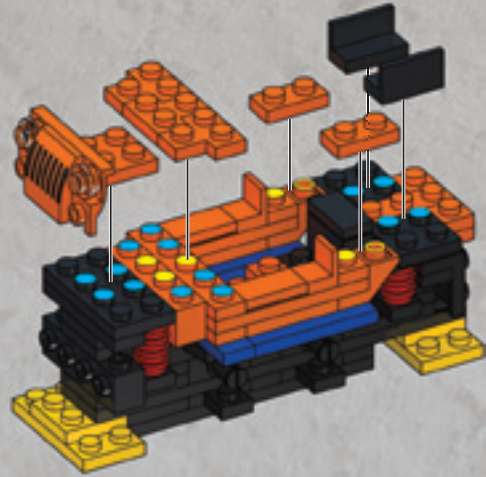
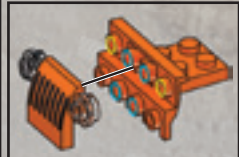
2x 1x 2x 2x



56

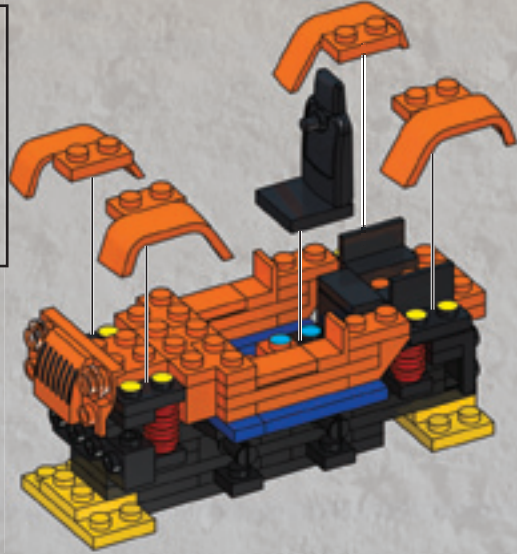
2x 2x 3x

2x 1x 1x



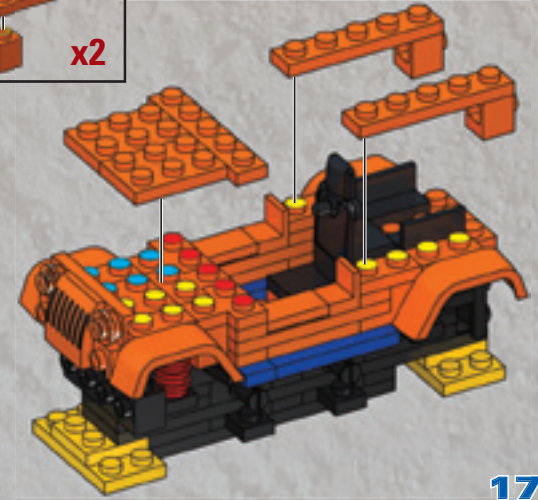
57

1x 2x 2x 1x




58

2x 2x 3x




59

- 2x (orange 1x2 Technic brick)
- 2x (blue 1x3 Technic brick)
- 2x (blue 1x4 Technic brick)
- 1x (black 1x3 Technic brick)
- 1x (orange 1x4 Technic plate)




60

- 1x (grey axle pin)
- 2x (black 1x2 Technic brick)
- 1x (black 1x3 Technic brick)
- 2x (orange 1x2 Technic brick)
- 1x (black 1x2 Technic brick)
- 1x (black 1x3 Technic brick)
- 1x (black wheel)
- 1x (black cable)




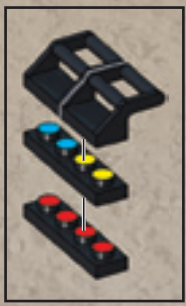
61

- 6x (blue 1x2 Technic axle)
- 2x (grey L-shaped Technic connector)
- 1x (blue 1x2 Technic axle)
- 1x (grey rectangular Technic plate)


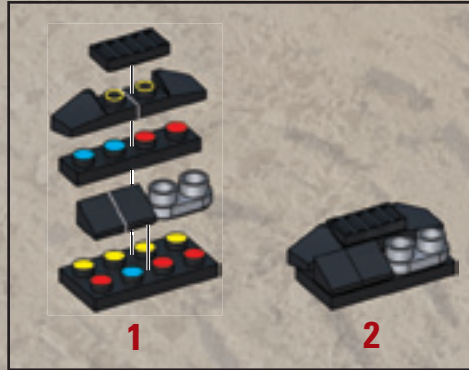


62




- 2x (black 1x4 Technic brick)
- 2x (black 1x2 Technic brick)



63

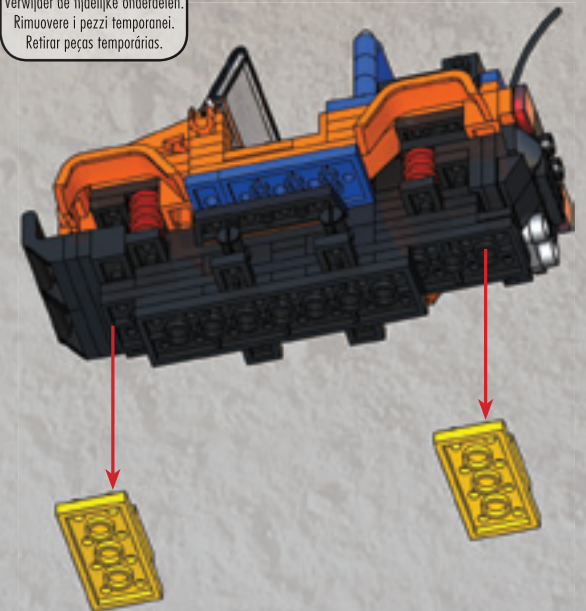


64



65


Remove temporary pieces.
Retirar las piezas provisionales.
Enlever les pièces temporaires.
Provisorische Teile entfernen.
Verwijder de tijdelijke onderdelen.
Rimuovere i pezzi temporanei.
Retirar peças temporárias.



66



2x




1



2

67



2x


1x

1x

2x



x2



4

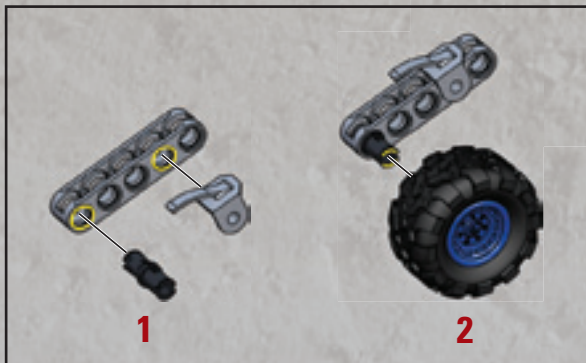


5



4


5





2x

1x



1



2



3



4



5



- 1
- 2
- 6
- 7



1



2



3



Collect them all! / ¡Colecciónalos todos! / Collectionnez-les tous!
Sammle sie alle! / Verzamel ze allemaal! / Collezioneali tutti! / Coleccione todos eles! / Zbierz je wszystkie!

97803
97831



97806
97834



www.megabloks.com



©2014, MEGA Brands Inc.
© & TM MEGA Brands Inc.
Printed in Canada D978041 & D978321