

**MEGA  
BLOKS**

# PROBUILDER<sup>®</sup>













**3735**

**HYDRA Airborne  
Support Unit™**

**8+**






**235 PCS**











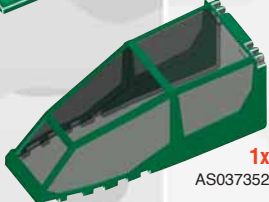


-  **1x**  
AM1113F
-  **6x**  
AM03328XN
-  **1x**  
AM1086XN
-  **2x**  
AM04428XN
-  **2x**  
AM09393F
-  **7x**  
AM022501XN
-  **11x**  
AM09393XN
-  **1x**  
AM09393X
-  **2x**  
AM04430XN
-  **1x**  
AM03325F
-  **1x**  
AM02916MM
-  **5x**  
AM1322XN
-  **3x**  
M11101XN
-  **9x**  
AM09013XN

-  **2x**  
AM01417XN
-  **6x**  
AM0948XN
-  **5x**  
AM03773XN
-  **2x**  
AM03773A
-  **3x**  
M1146XN
-  **2x**  
AM03248F
-  **2x**  
AM01495F
-  **2x**  
AM03018XN
-  **3x**  
AM010273XN
-  **1x**  
M10273MM
-  **3x**  
AM09023XN
-  **10x**  
AM1314XN

-  **4x**  
AM1314F
-  **1x**  
AM02800XN
-  **2x**  
AM1323XN
-  **5x**  
AM03772XN
-  **2x**  
AM03091XN
-  **4x**  
M1141XN
-  **1x**  
AM01139XN
-  **1x**  
M1390XN
-  **13x**  
AM09593XN
-  **4x**  
AS037084
-  **4x**  
AM1087XN

-  **2x**  
AM1104JG
-  **18x**  
AM09493XN
-  **3x**  
AM01531XN
-  **28x**  
AM09033XN
-  **1x**  
AM04433XN
-  **1x**  
AM04434XN
-  **1x**  
AM03767XN
-  **1x**  
AM02930F
-  **1x**  
AM02235F

-  **4x**  
AM1367XN
-  **2x**  
AM03652F
-  **1x**  
AM04244XN
-  **6x**  
AM1313XN
-  **13x**  
AM1480XN
-  **4x**  
AM03653F
-  **2x**  
AS037353
-  **2x**  
AM03759E

-  **4x**  
AM03654F
-  **2x**  
AS037354
-  **5x**  
M1172XN
-  **1x**  
AS037352
-  **1x**  
AS037351
-  **4x**  
AS036551

Please read these instructions carefully before first use and keep them for future reference. / Leer estas instrucciones cuidadosamente antes de la primera utilización y guardarlas para referencia futura. / Il est recommandé de lire attentivement ce feuillet avant la première utilisation et de le conserver pour référence future. / Die Gebrauchsanleitung bitte durchlesen und aufbewahren. / Wij raden u aan deze handleiding zorgvuldig te lezen en te bewaren voor eventuele raadpleging op een later tijdstip. / Leggere le istruzioni prima di cominciare ad usare il gioco e conservarle per referenze future. / Leia as instruções antes do primeiro uso e guarde-as para futura referência.

- EN** ⚠ **WARNING:**  
CHOKING HAZARD. - Small parts.  
Not for children under 3 years.
- ES** ⚠ **ADVERTENCIA:**  
PELIGRO DE ASFIXIA. - Contiene piezas pequeñas.  
No recomendado para niños menores de 3 años.
- FR** ⚠ **AVERTISSEMENT:**  
RISQUE DE SUFFOCATION. - Présence de petits éléments.  
Ne convient pas aux enfants de moins de 3 ans.
- DE** ⚠ **WARNUNG:**  
ERSTICKUNGSGEFAHR. - Enthält kleine Teile.  
Nicht für Kinder unter 3 Jahren geeignet.
- NL** ⚠ **WAARSCHUWING:**  
VERSTIKKINGSGEVAAR. - Bevat kleine onderdelen.  
Niet geschikt voor kinderen onder de 3 jaar.
- DA** ⚠ **ADVARSEL:**  
KVÆLNINGSFARE. - Indeholder smådele.  
Ikke til børn under 3 år.
- EL** ⚠ **ΠΡΟΕΙΔΟΠΟΙΗΣΗ:**  
ΚΙΝΔΥΝΟΣ ΠΝΙΞΙΜΑΤΟΣ. - Περιέχει μικρά αντικείμενα.  
Όχι για παιδιά κάτω των 3 ετών.
- FI** ⚠ **VAROITUS:**  
TUKEHTUMISVAARA. - Sisältää pieniä osia.  
Ei alle 3-vuotiaalle lapsille.

- IT** ⚠ **ATTENZIONE:**  
PERICOLO DI SOFFOCAMENTO. - Contiene piccole parti.  
Non indicato per bambini sotto i 3 anni.
- NO** ⚠ **ADVARSEL:**  
KVELNINGSFARE. - Inneholder små deler.  
Kun for barn over 3 år.
- PT** ⚠ **ATENÇÃO:**  
PERIGO DE ASFIXIA. - Contém peças pequenas.  
Não é concebido para crianças de menos de 3 anos.
- SV** ⚠ **VARNING:**  
KVÄVNINGSRISK. - Innehåller små delar.  
Inte för barn under 3 år.
- JA** ⚠ **警告:**  
窒息の危険性 小さな部品が含まれています  
3歳以下の子供には与えないで下さい。
- ZH** ⚠ **警告:**  
有窒息危險。包含有小部件  
不适合3岁以下的小孩玩。

**LIFETIME GUARANTEE\*/GARANTIZADO DE POR VIDA\*/GARANTIE À VIE\*  
LEBENS-LANGE GARANTIE\*/LEVENSLANGE GARANTIE\*/GARANZIA A VITA\*/  
TEM GARANTIA VITALÍCIA\***


COMMENTS, QUESTIONS ? / ¿COMENTARIOS, PREGUNTAS ? / COMMENTAIRES,  
QUESTIONS ? / KOMMENTARE, FRAGEN ? / COMMENTAAR, VRAGEN ?  
COMMENTI?, DOMANDE? / PERGUNTAS?, COMENTÁRIOS?

**1-800-465-MEGA**

U.S. & Canada only / Solamente en EEUU y Canadá / É.U. et Canada  
seulement / Nur für U.S und Kanada / Uitsluitend in de V.S. en Canada /  
USA e Canada solamente / Somente EE.UU. e Canadá

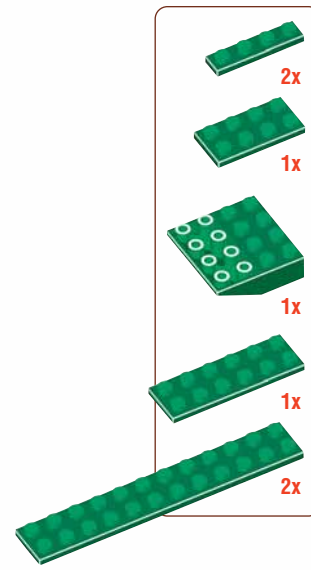
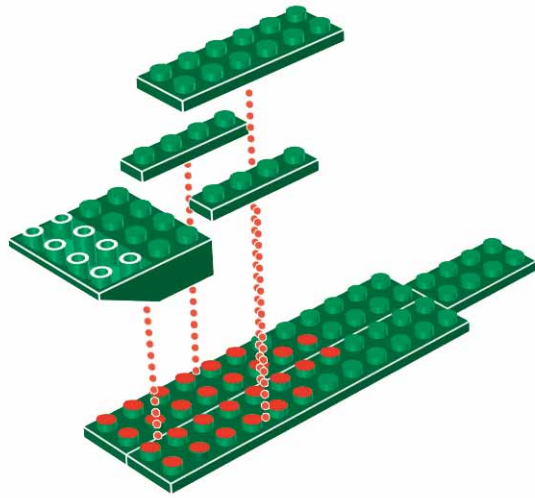

**www.megabloks.com**

- \*With the exception of electronic / mechanical parts.
- \*A excepción de los elementos eléctricos / mecánicos.
- \*À l'exception des éléments électroniques / mécaniques.
- \*Mit Ausnahme der elektronischen / mechanischen Teile.
- \*Met uitzondering van de elektronische / mechanische onderdelen.
- \*Con l'eccezione di parti elettroniche / meccaniche.
- \*Com excepção de peças electrónicas/mecánicas.

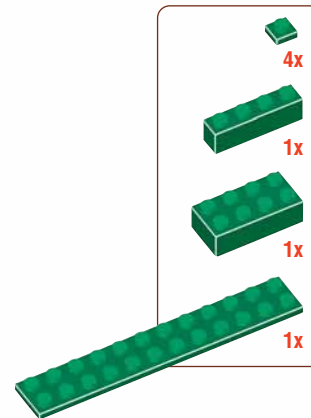
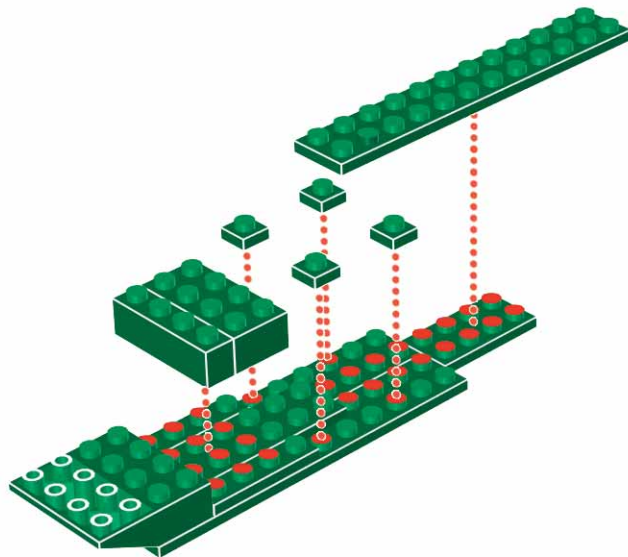


Apply stickers  
Aplicar autoadhesivos  
Apposer les autocollants  
Aufkleber anbringen  
Stickers aanbrengen  
Applicare adesivi  
Colocar decalques

1x  
AL037351








1






2

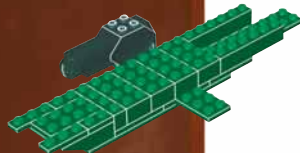
3



- 4x 
- 2x 
- 2x 
- 3x 

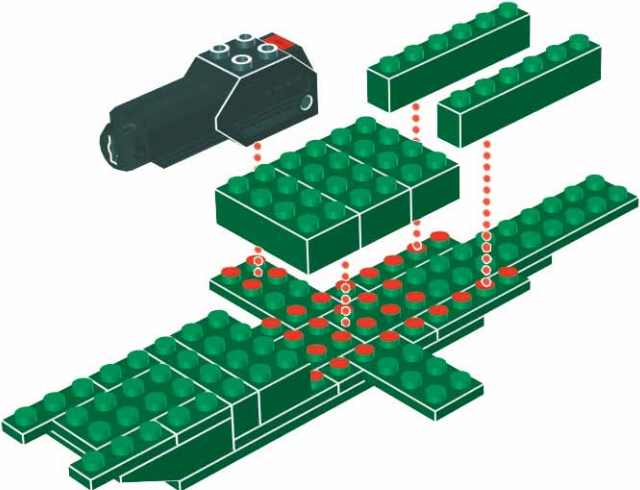
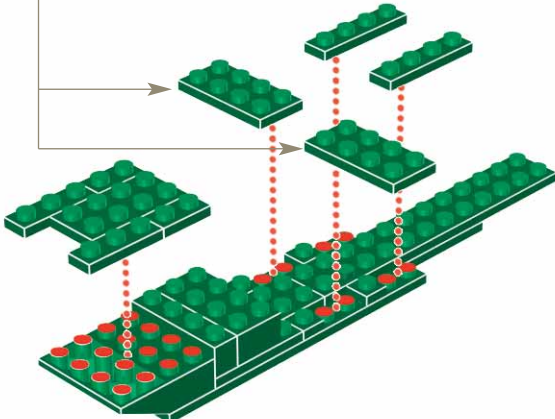


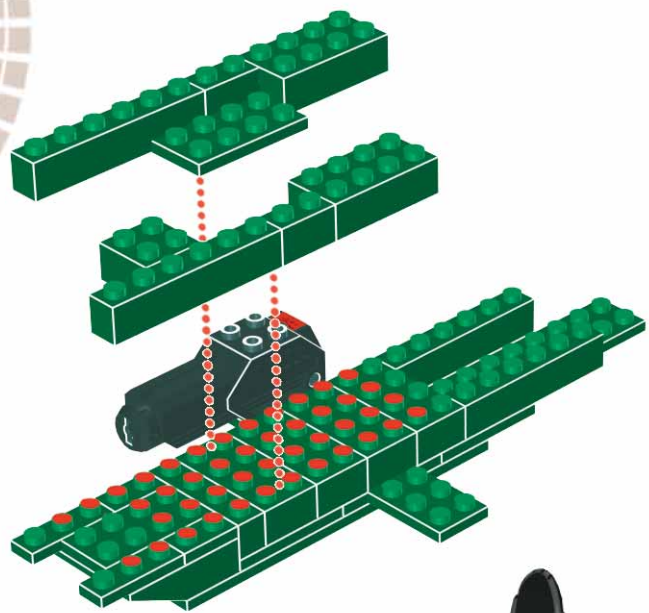
4






- 2x 
- 3x 
- 1x 



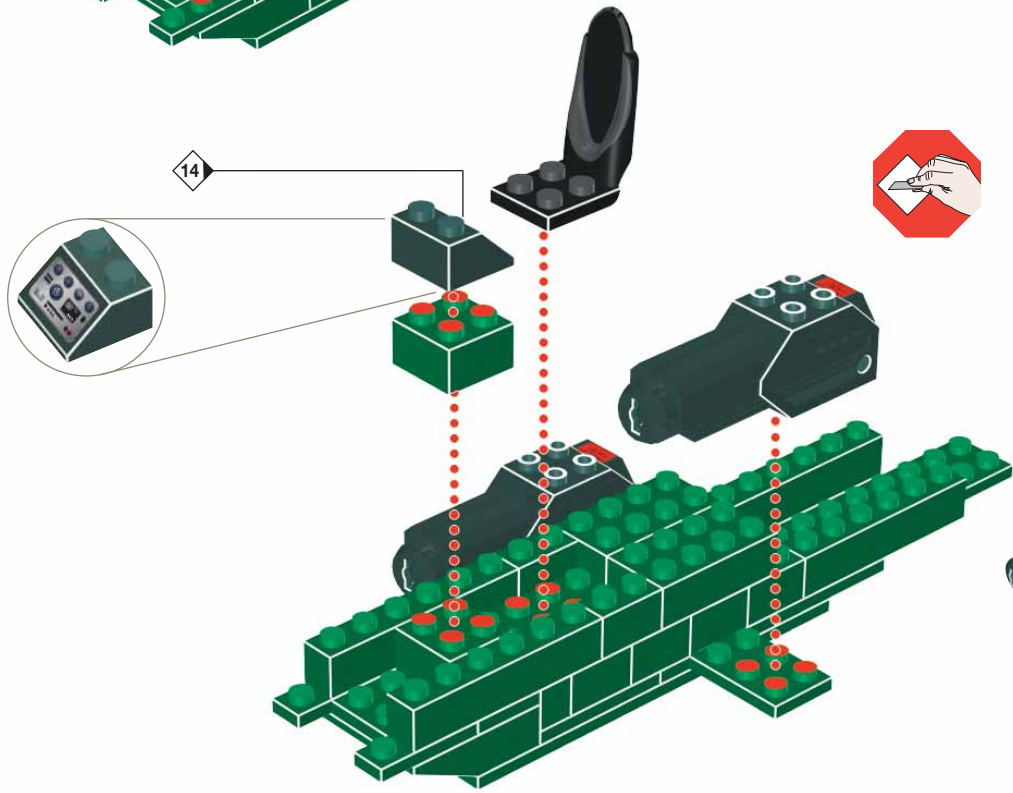
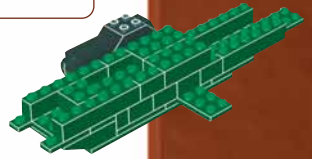
- 2x  






-  2x
-  1x
-  2x
-  1x
-  2x





5

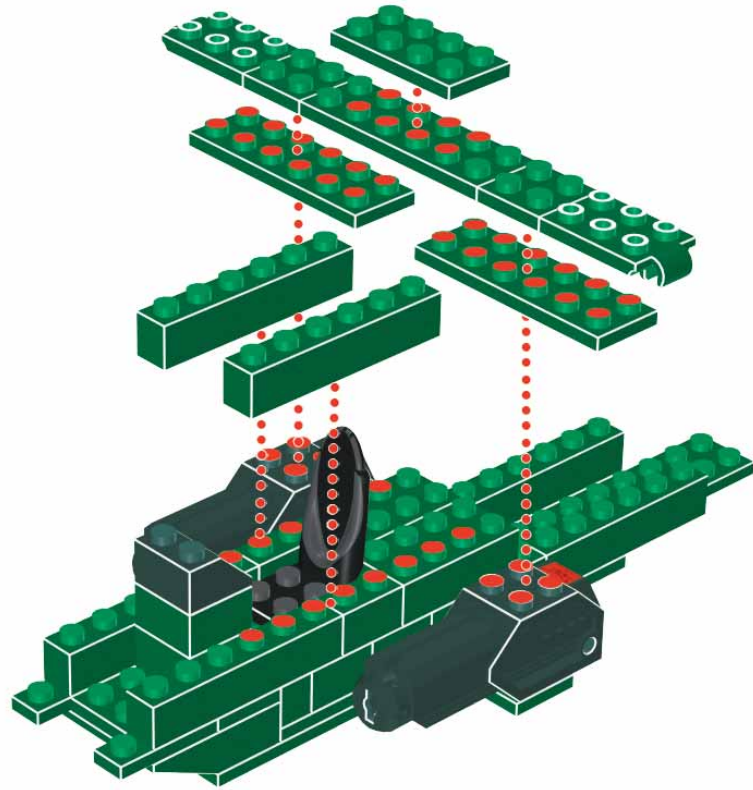


-  1x
-  1x
-  1x
-  1x


6

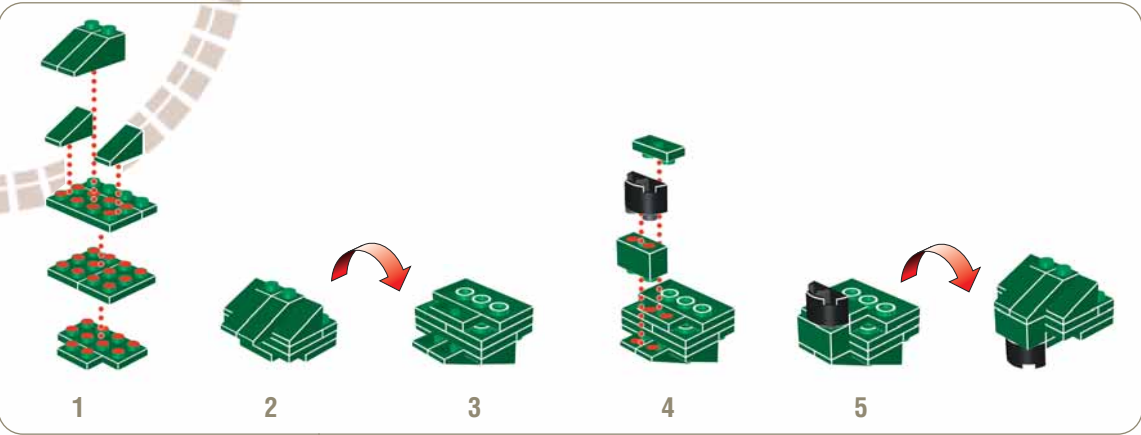











-  2x
-  2x
-  1x
-  2x
-  3x

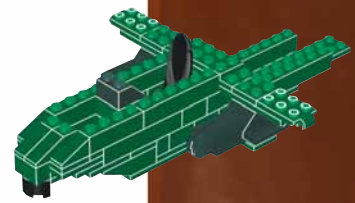
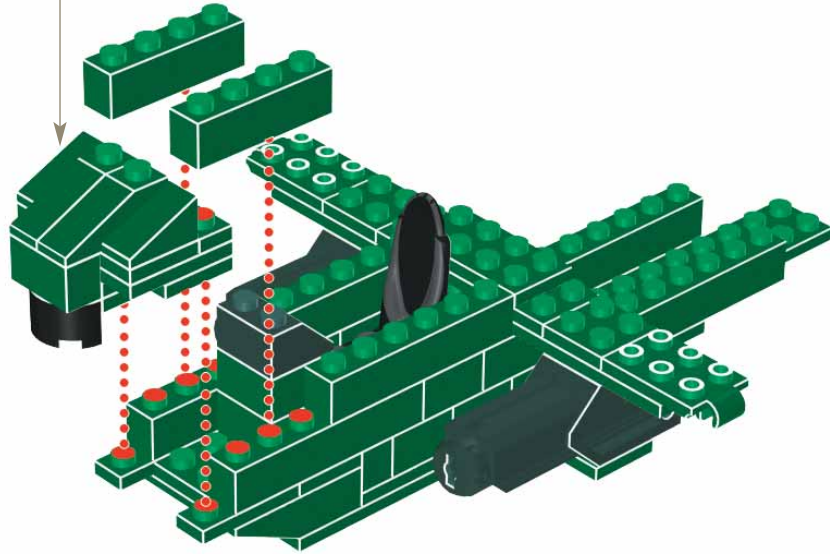


7





-  2x
-  2x
-  1x
-  1x
-  2x
-  2x
-  1x
-  2x
-  2x





9



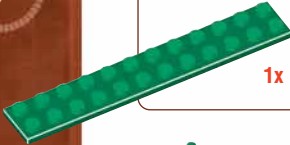
1x



2x



3x




1x



2x




1x



1x



1x

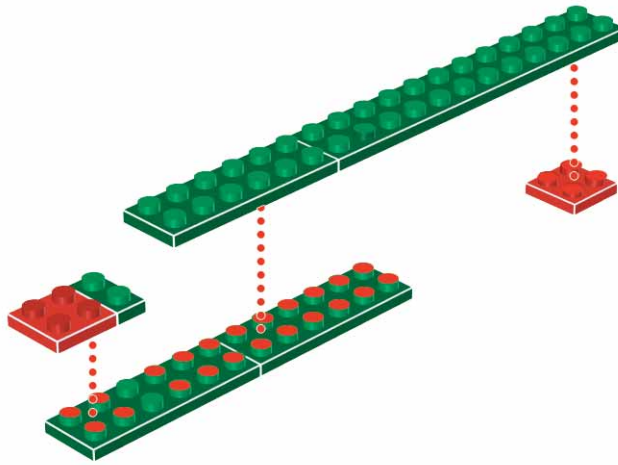


3x

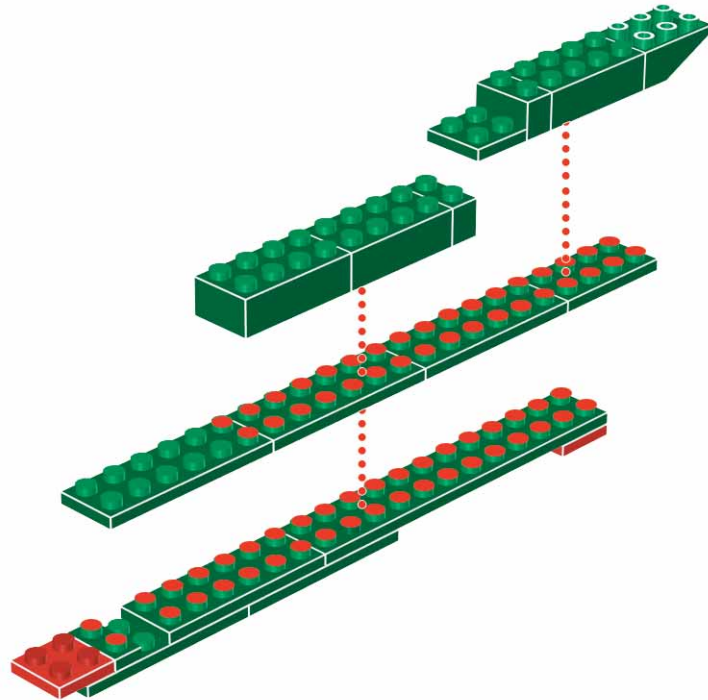


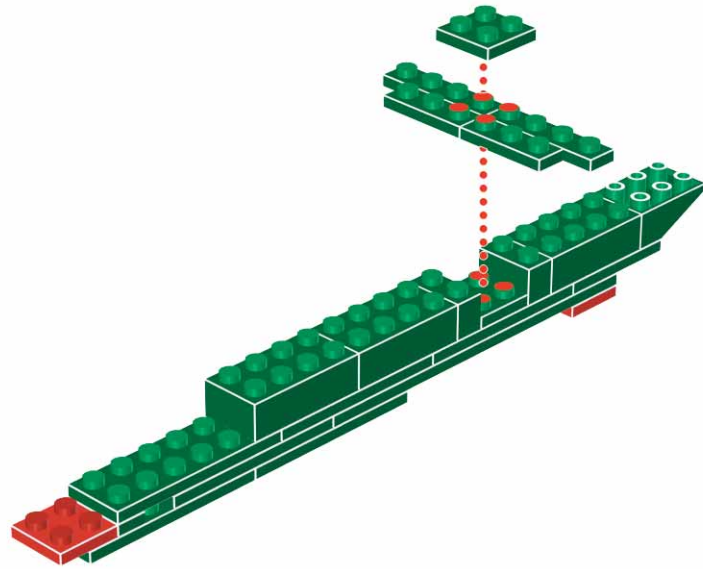

3x




10




Place temporary piece  
Colocar la pieza provisional.  
Installer la pièce temporaire.  
Provisorisches Teil einsetzen.  
Instaleer het tijdelijk onderdeel.  
Piazzare il pezzo temporaneo.  
Colocar peça temporária.

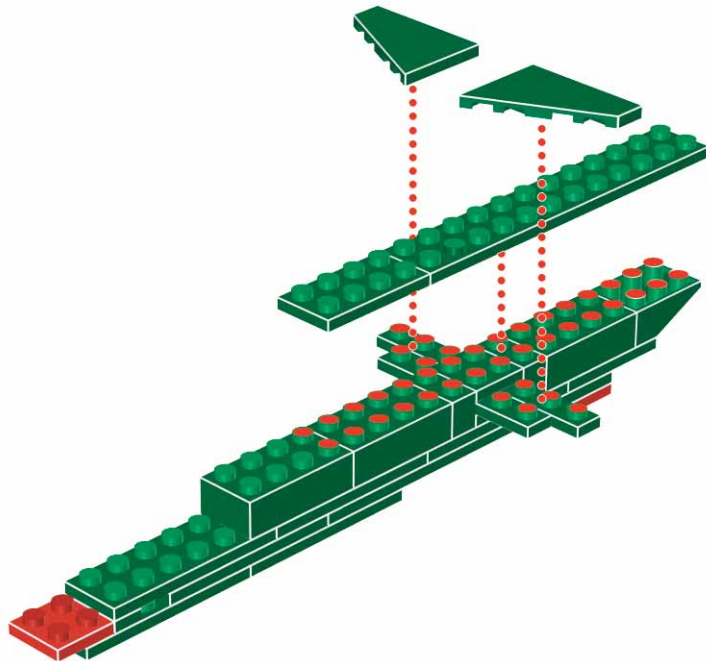









-  1x
-  2x
-  2x



11







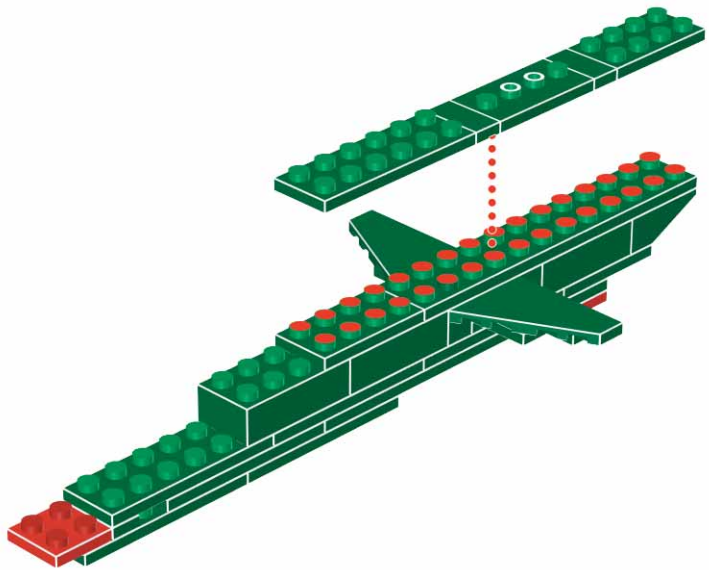

-  1x
-  1x
-  1x
-  1x






12

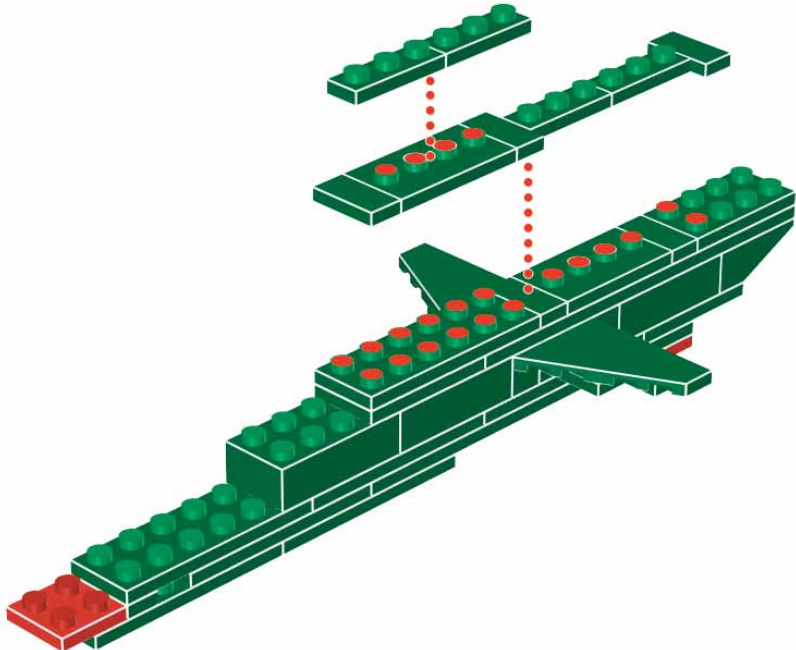

13

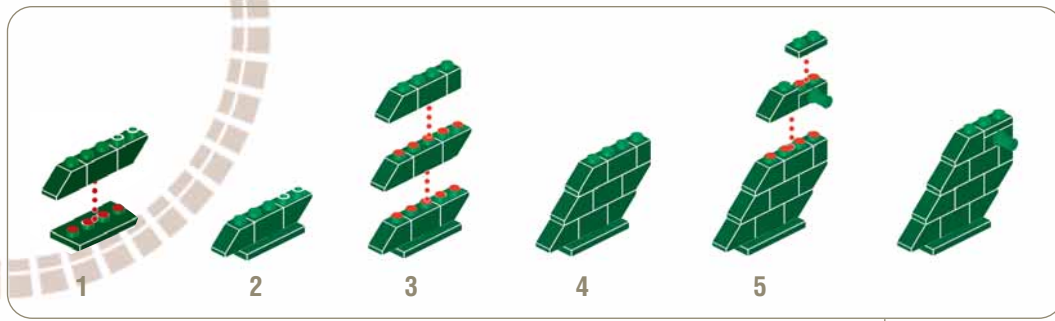
- 2x 
- 1x 
- 1x 
- 1x 










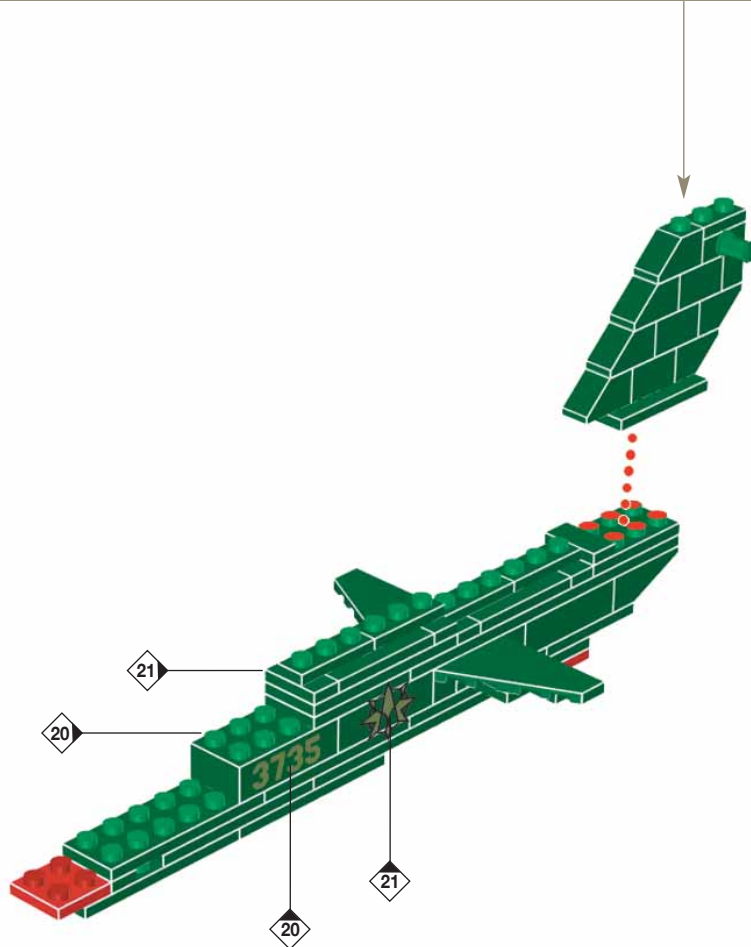
14

- 3x 
- 4x 
- 1x 

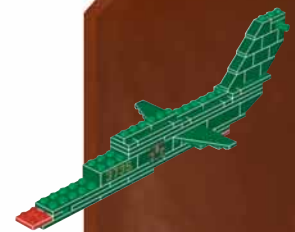






-  1x
-  1x
-  4x
-  2x
-  1x
-  3x
-  1x



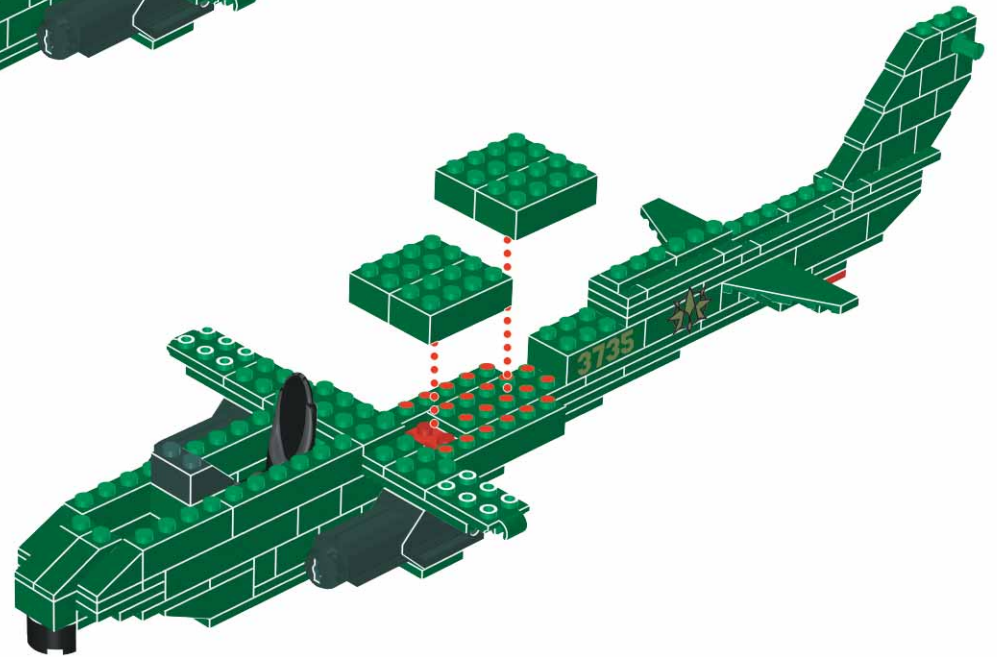


15

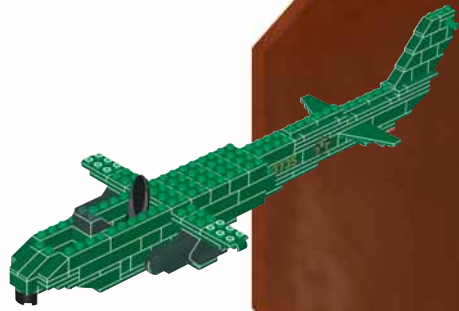
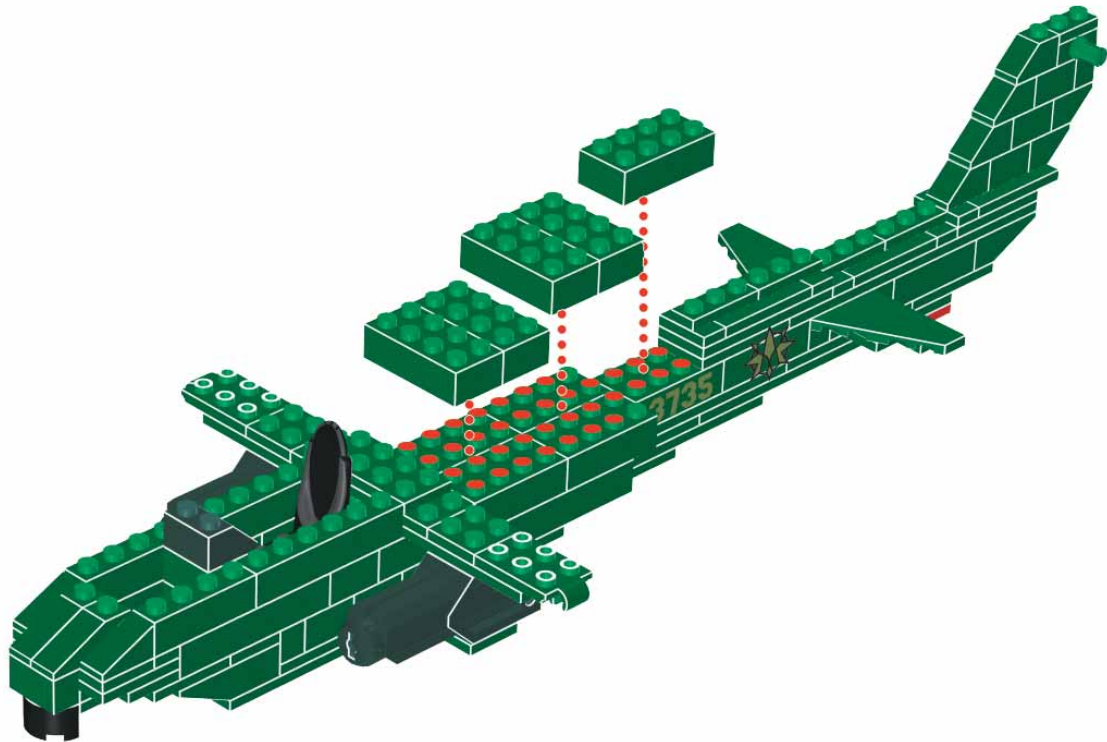




16









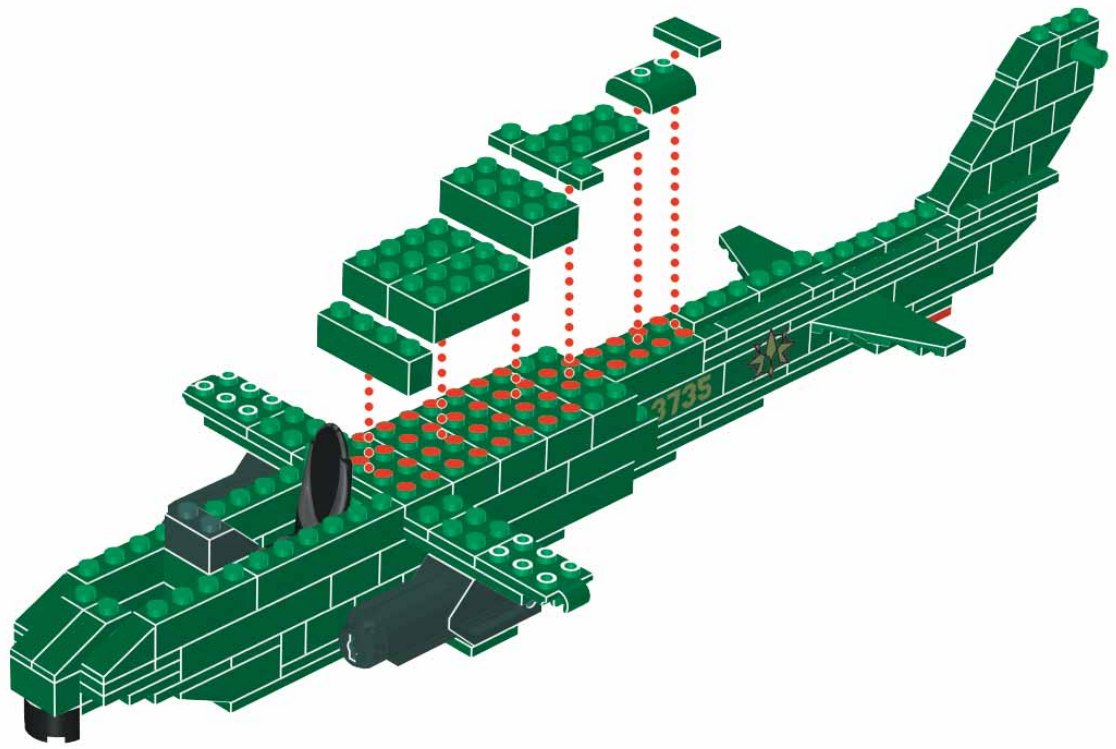
17



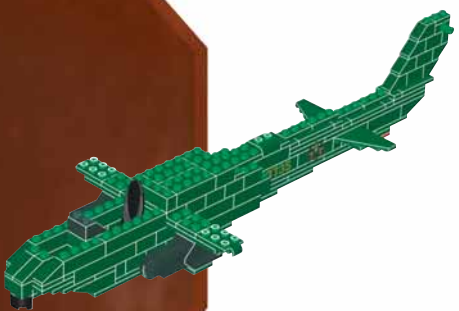



18




-  2x
-  1x
-  1x
-  1x
-  1x
-  3x

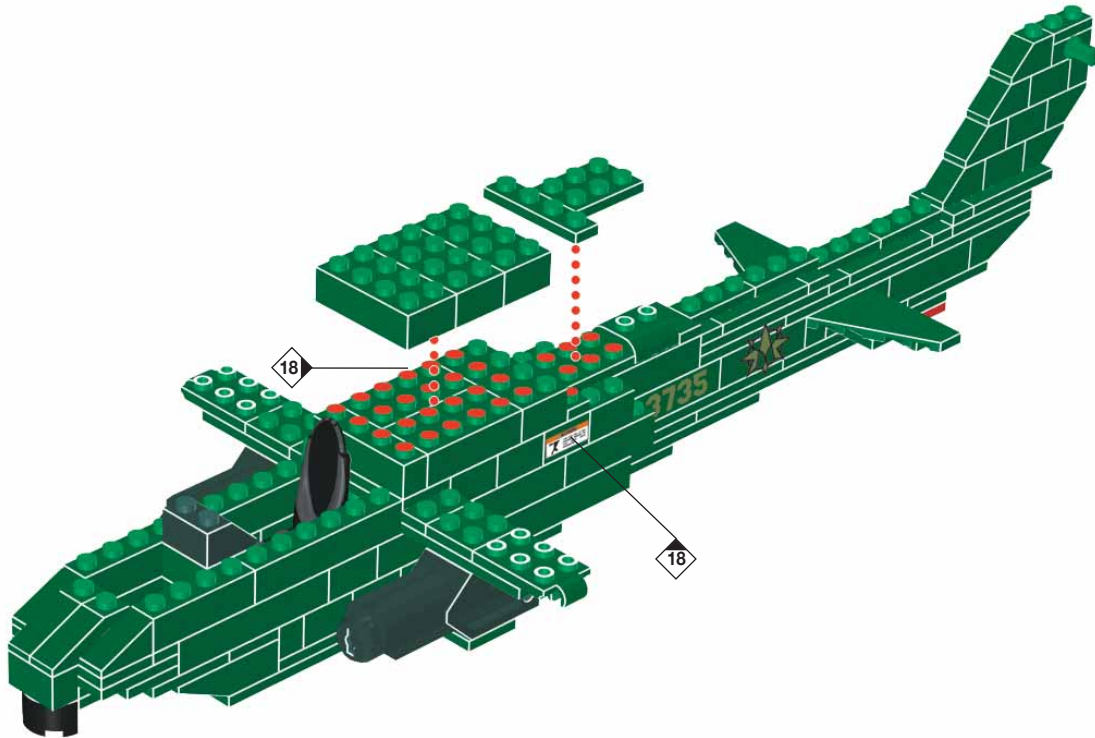


19
















-  1x
-  1x
-  3x

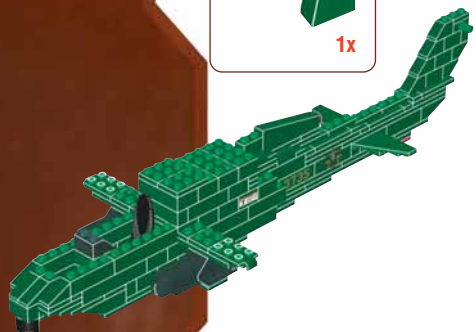
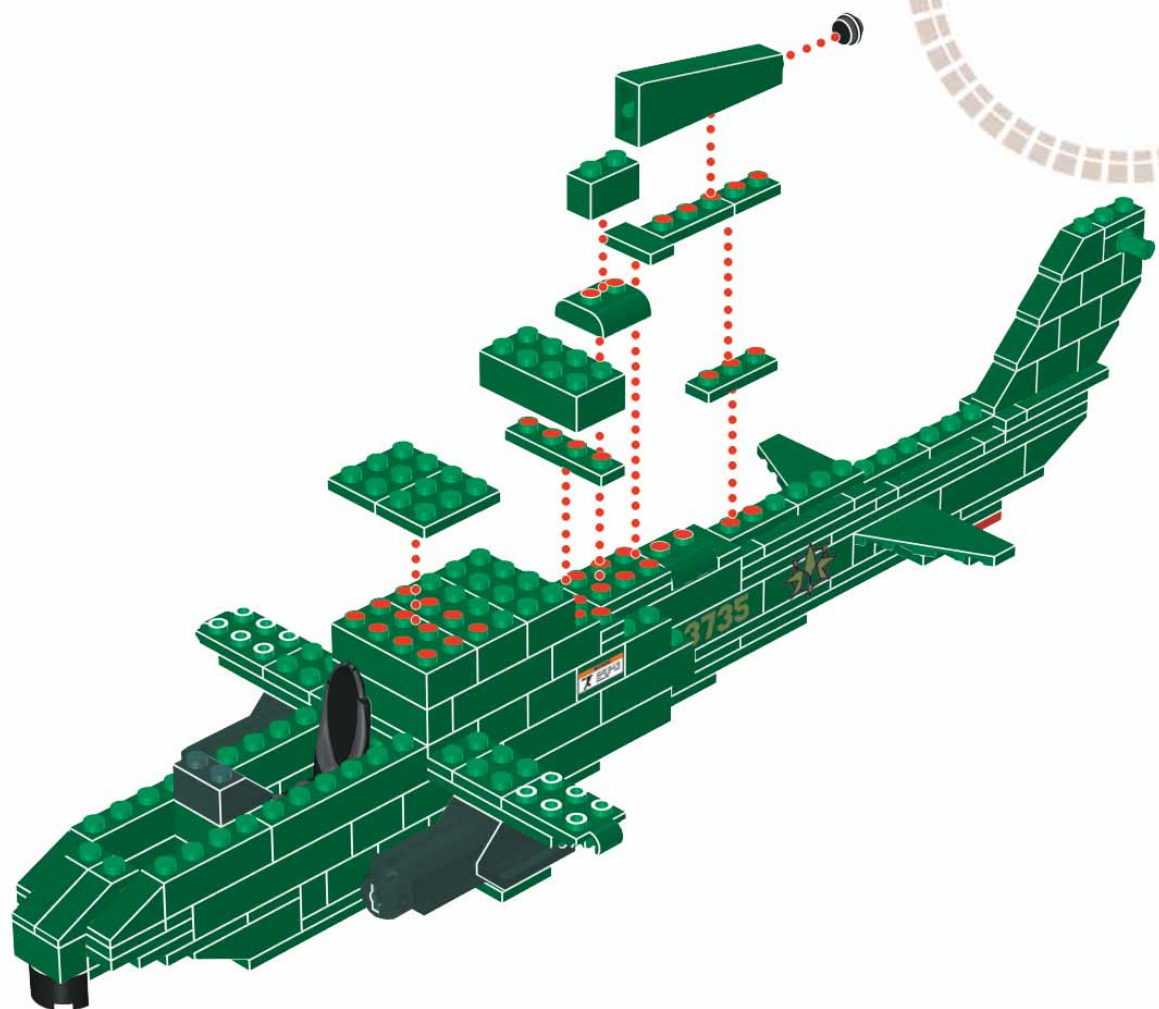



20





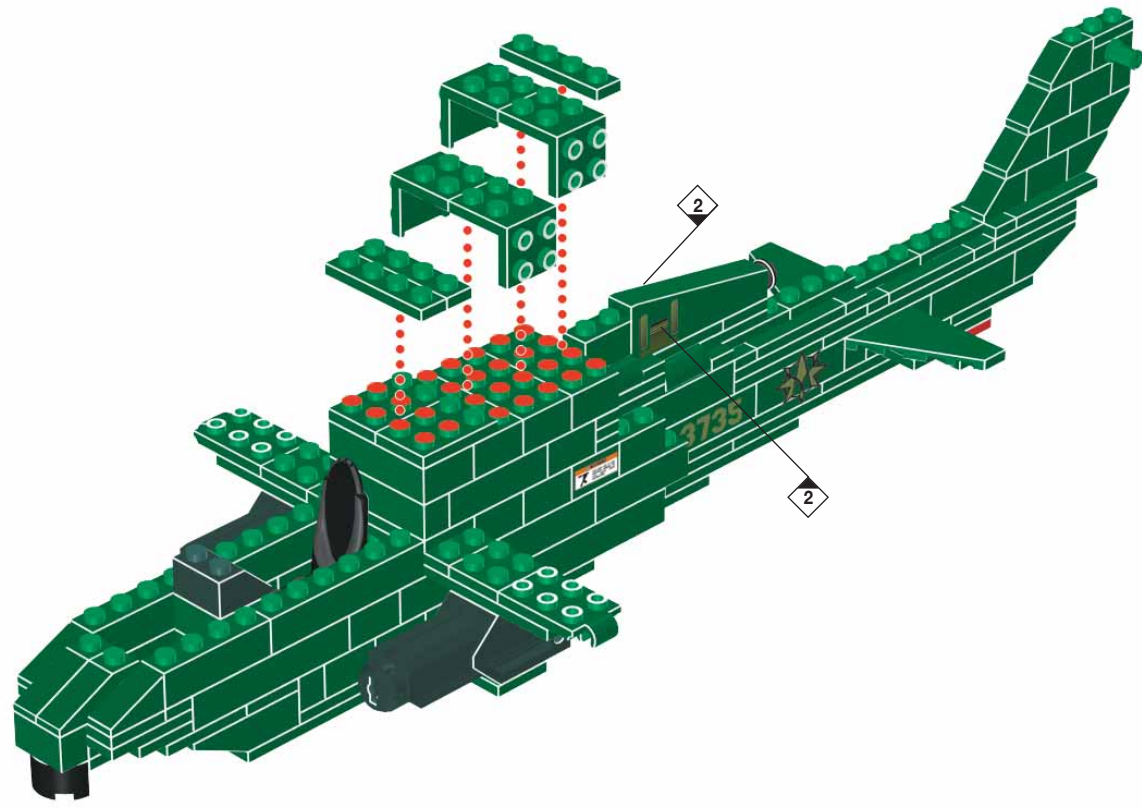


-  1x
-  1x
-  1x
-  1x
-  1x
-  2x
-  2x
-  1x
-  1x
-  1x

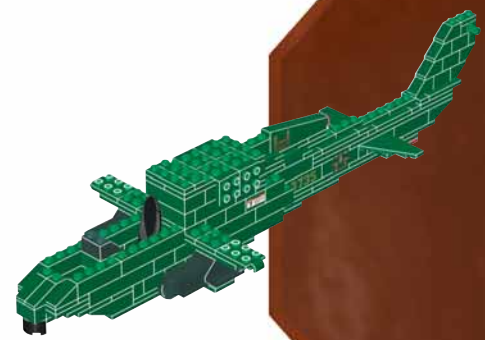









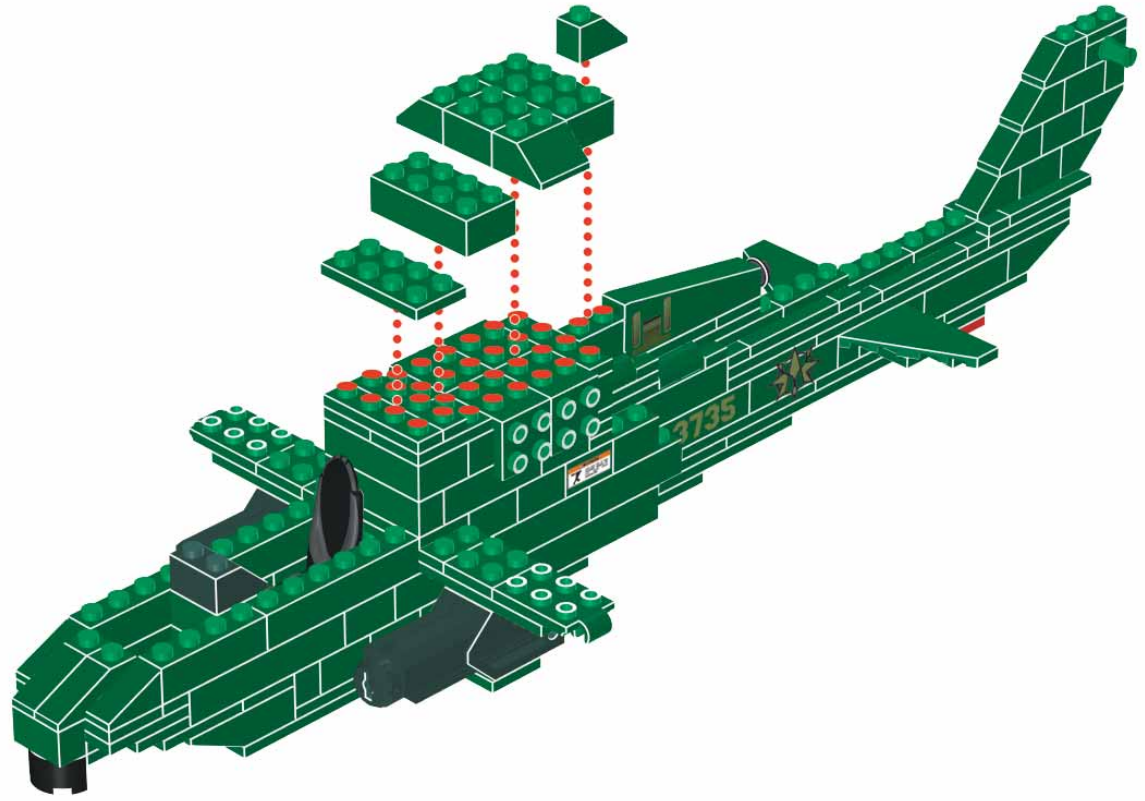
-  3x
-  4x



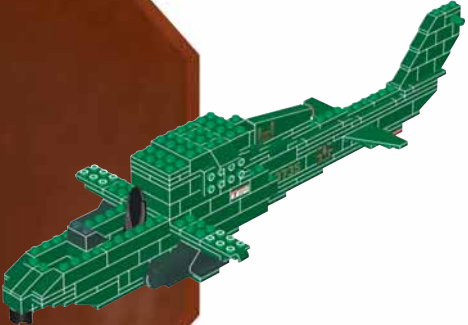
22

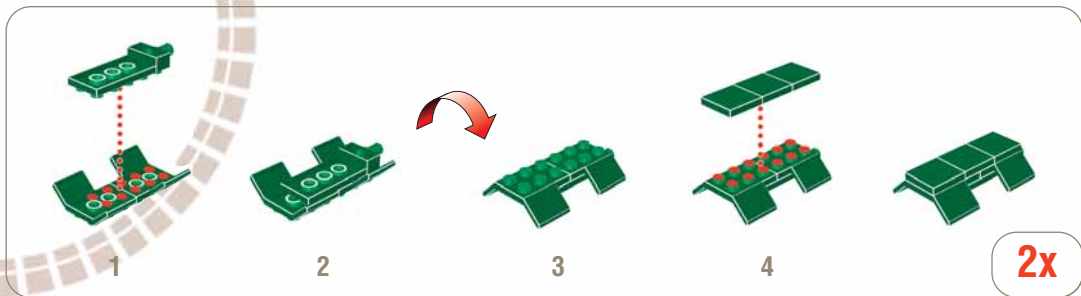


-  1x
-  2x
-  1x
-  1x
-  2x

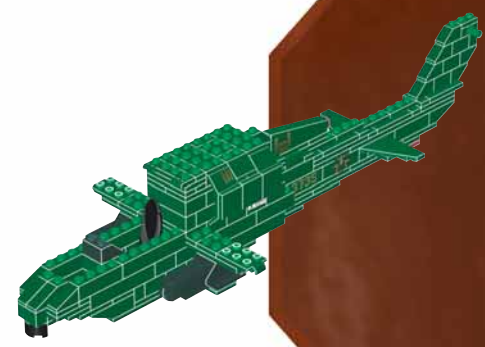
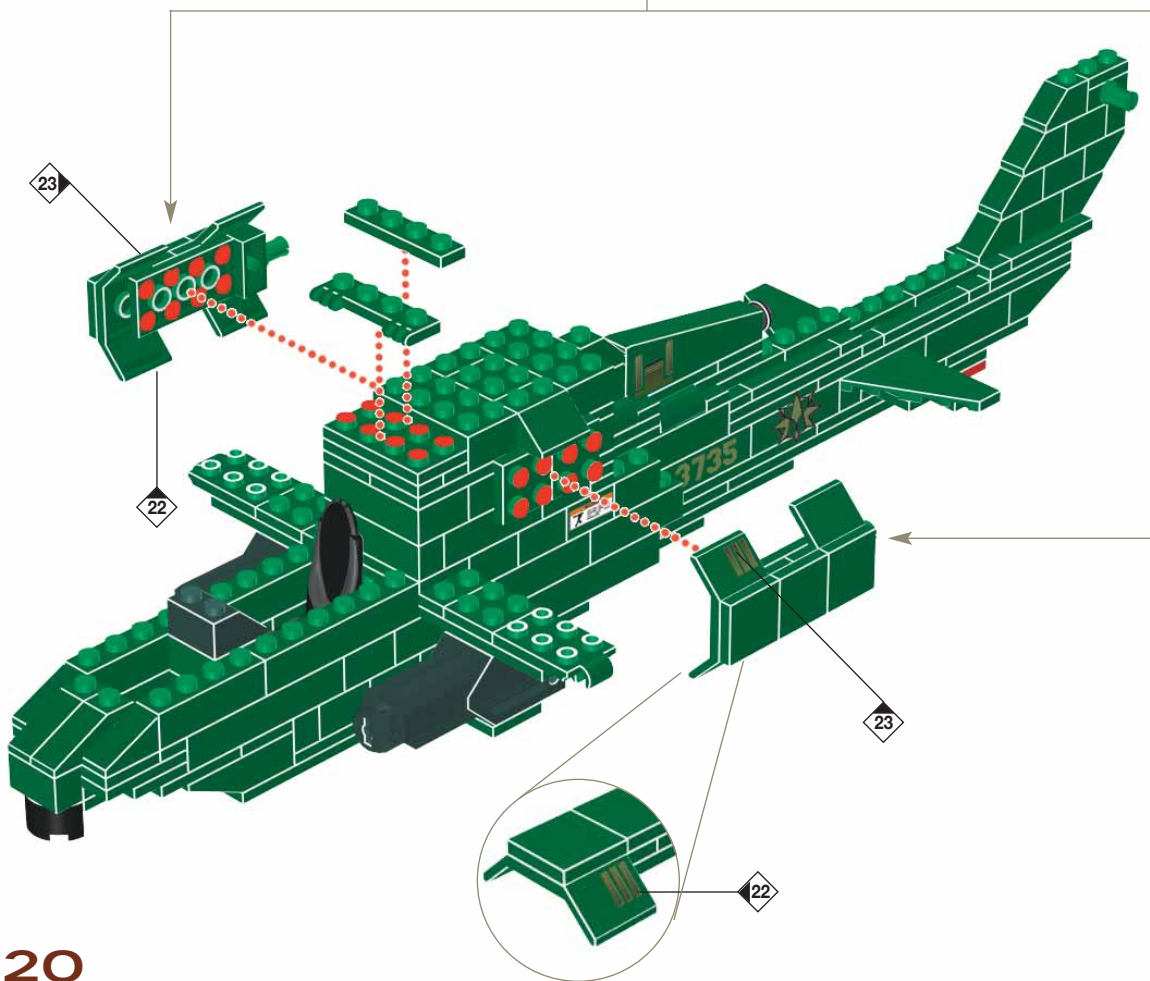






23

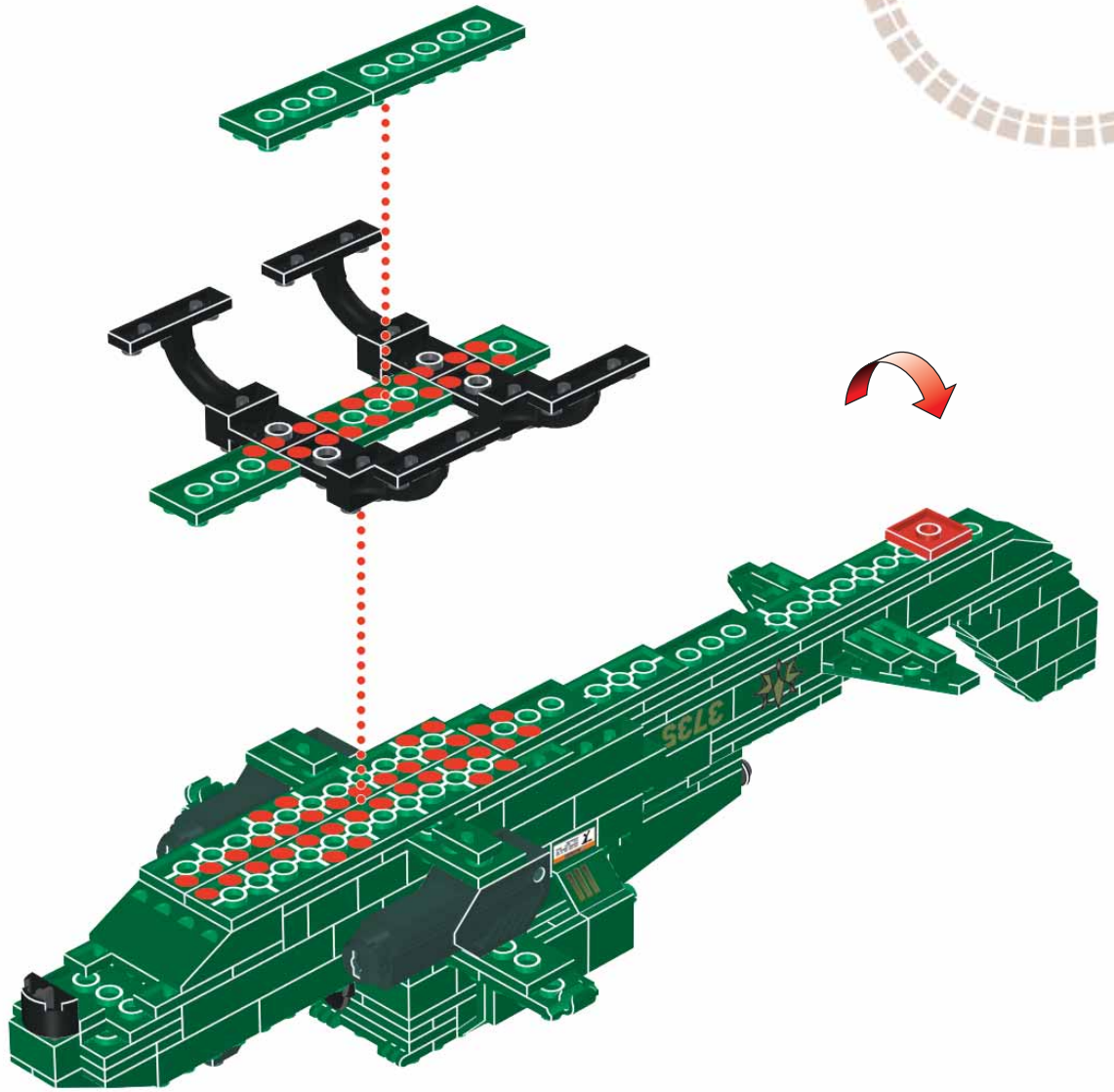




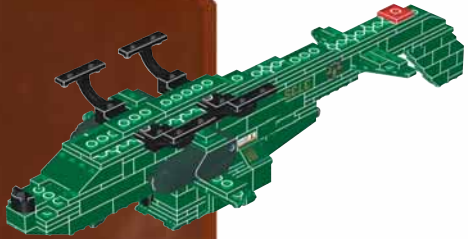
-  2x
-  6x
-  1x
-  1x
-  2x
-  4x

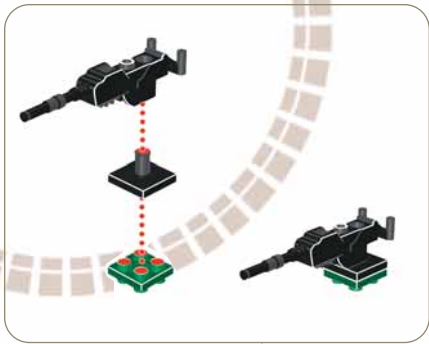


-  1x
-  3x
-  1x
-  4x

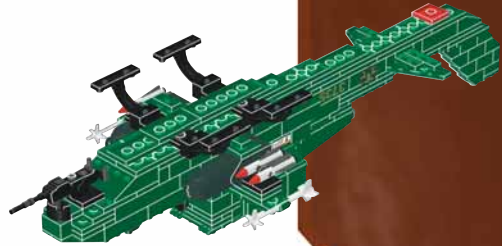
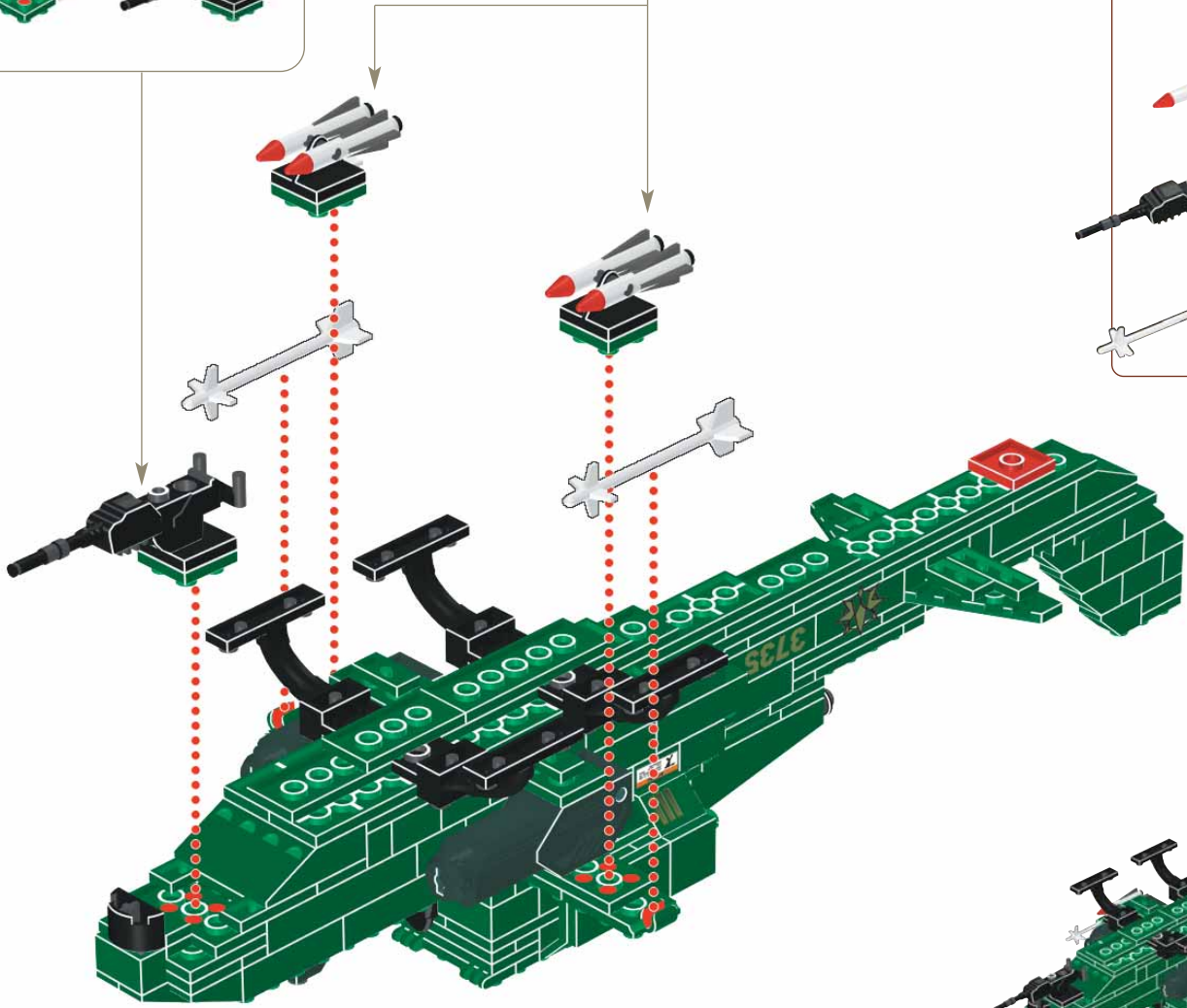


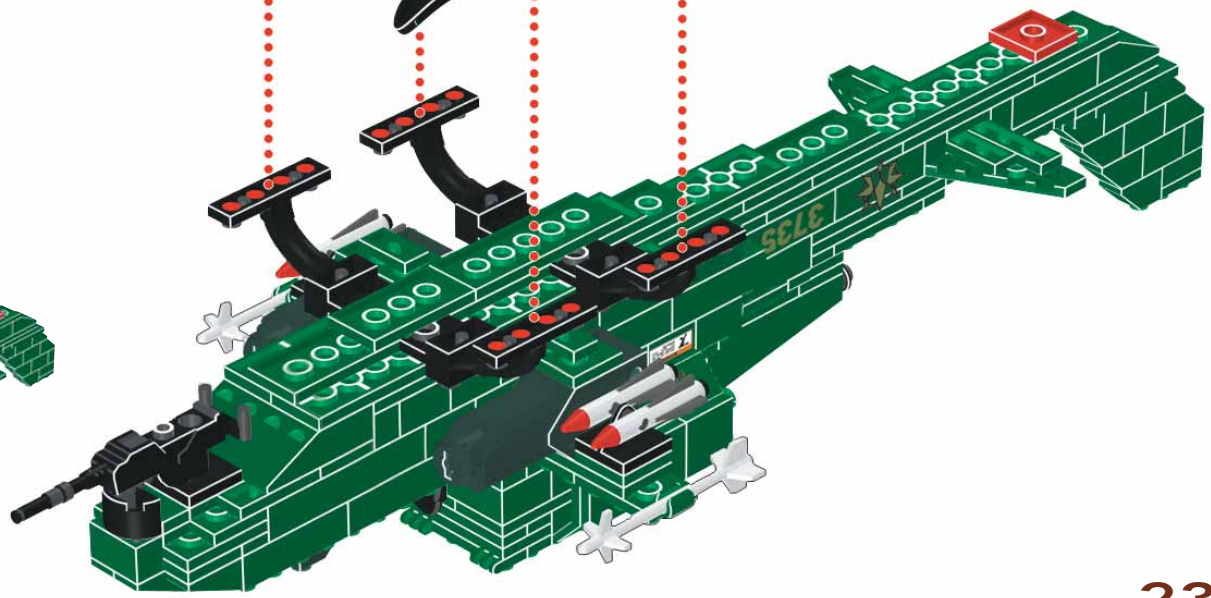
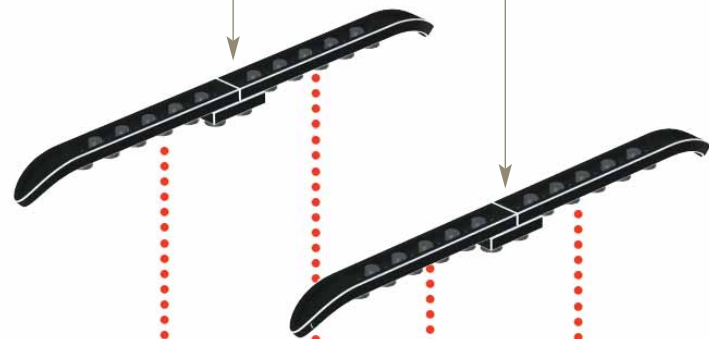

25



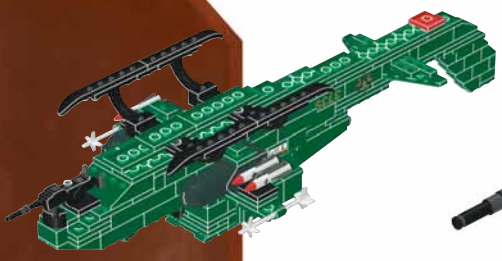


-  3x
-  2x
-  1x
-  4x
-  1x
-  2x

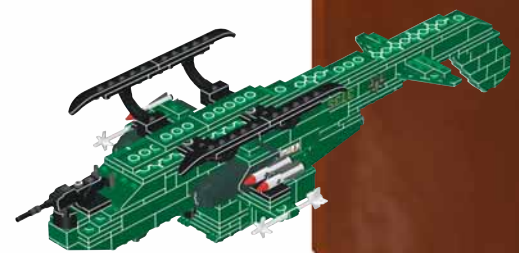
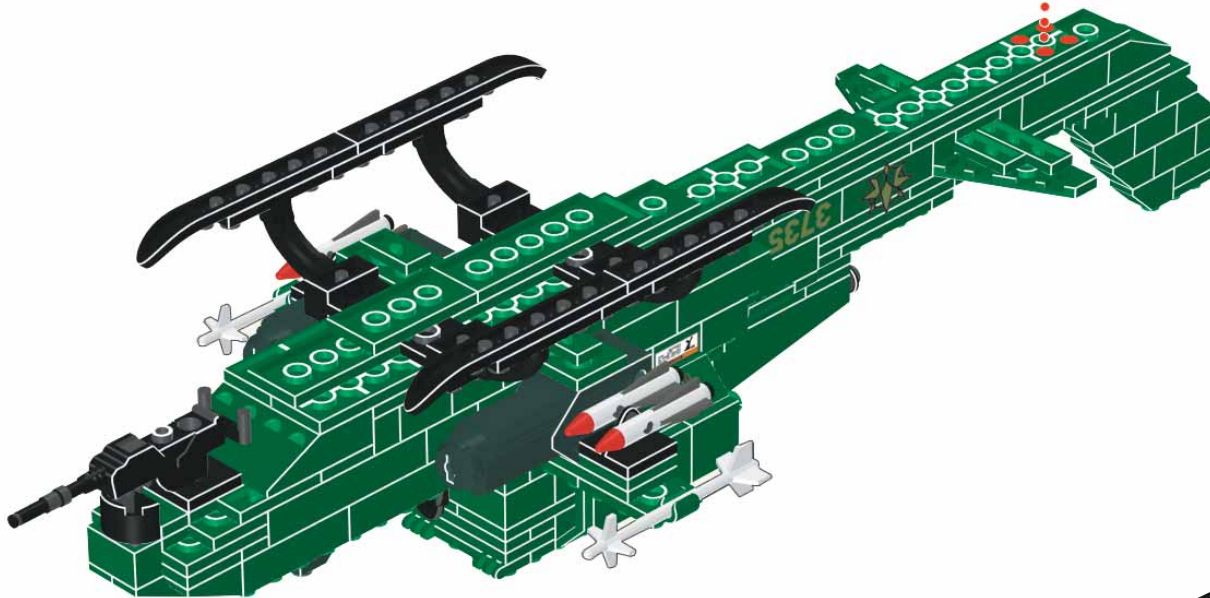










27

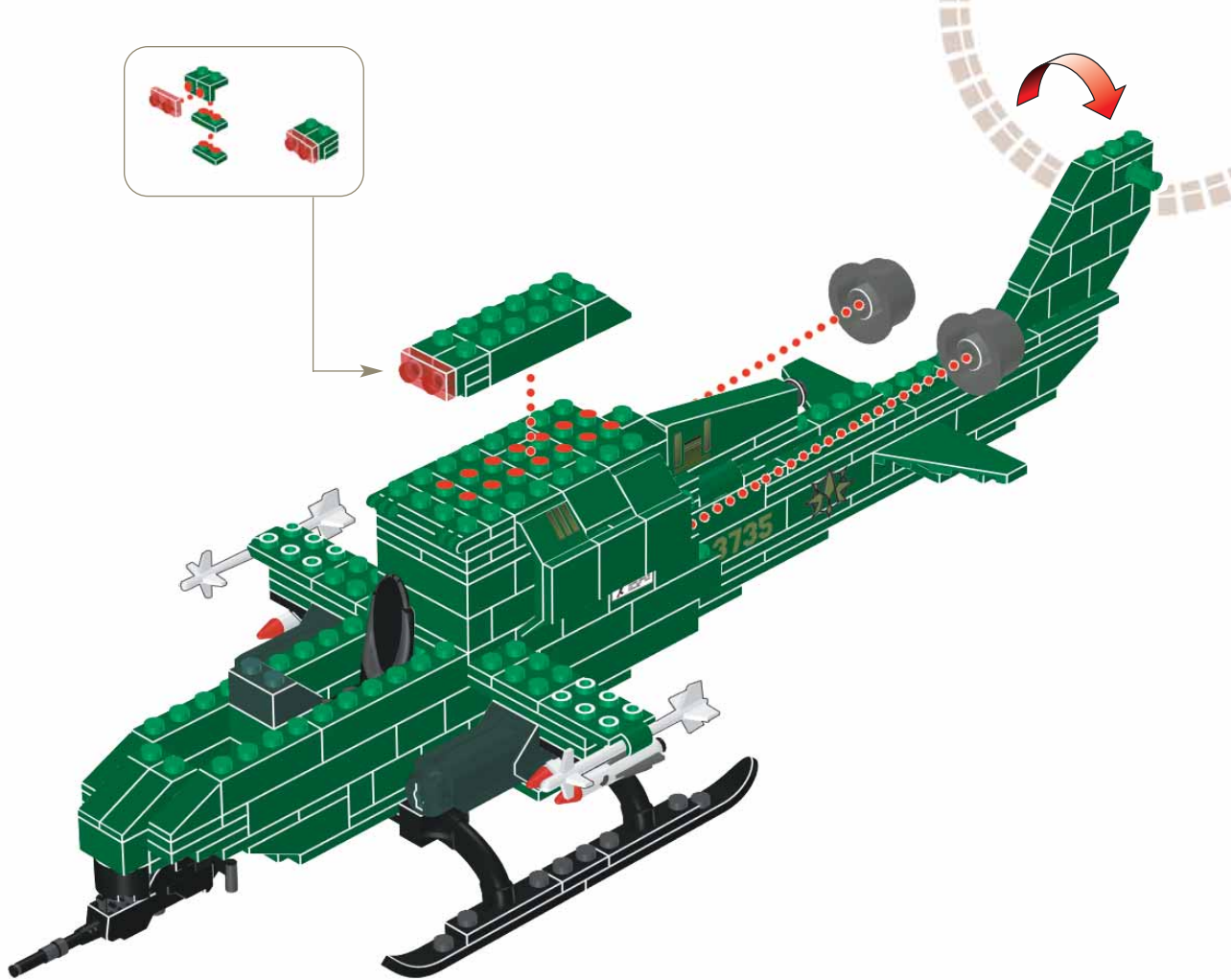
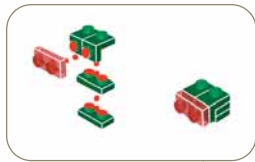


Remove temporary piece / Retirar la pieza provisional. / Enlever la pièce temporaire. / Provisorisches Teil entfernen. / Verwijder het tijdelijk onderdeel. / Rimuovere il pezzo temporaneo. / Retirar peça temporária




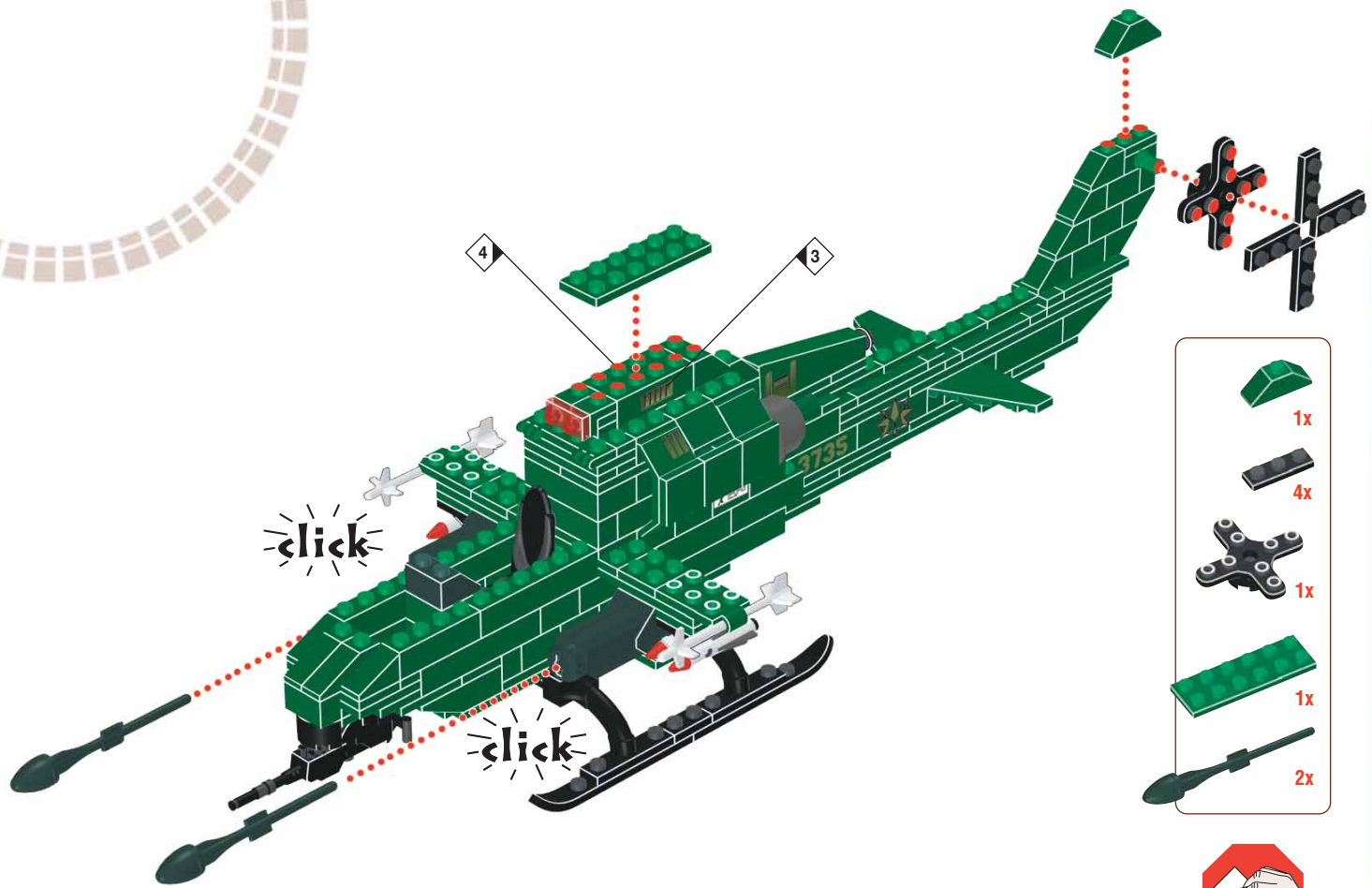



-  2x
-  1x
-  2x
-  1x
-  2x
-  1x



29





-  1x
-  4x
-  1x
-  1x
-  2x

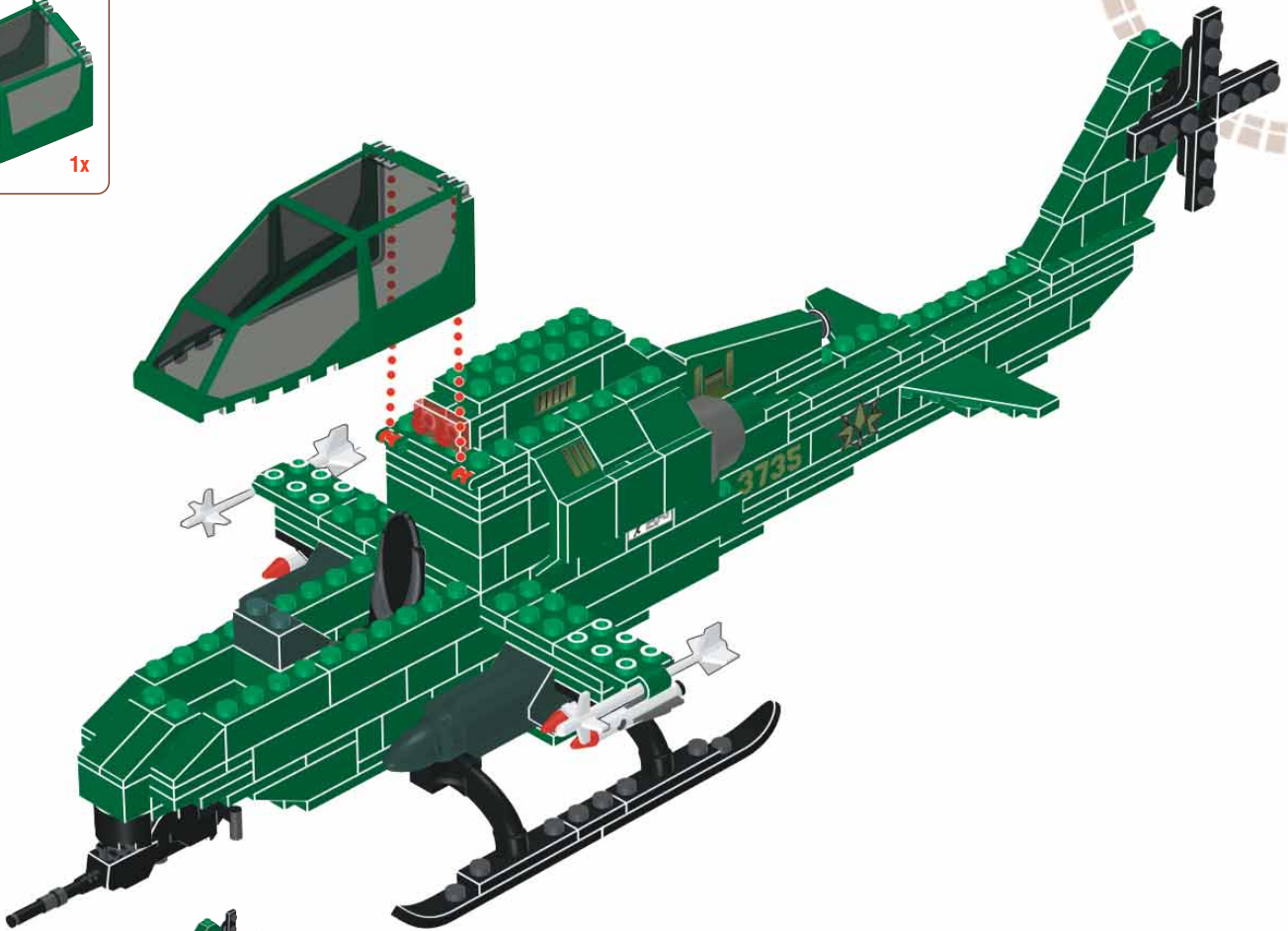
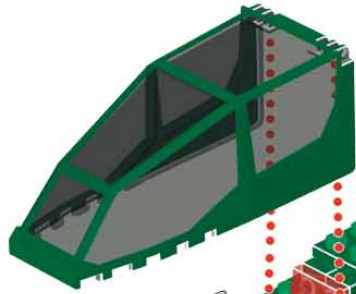
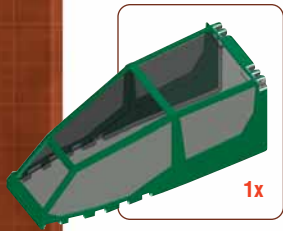


30



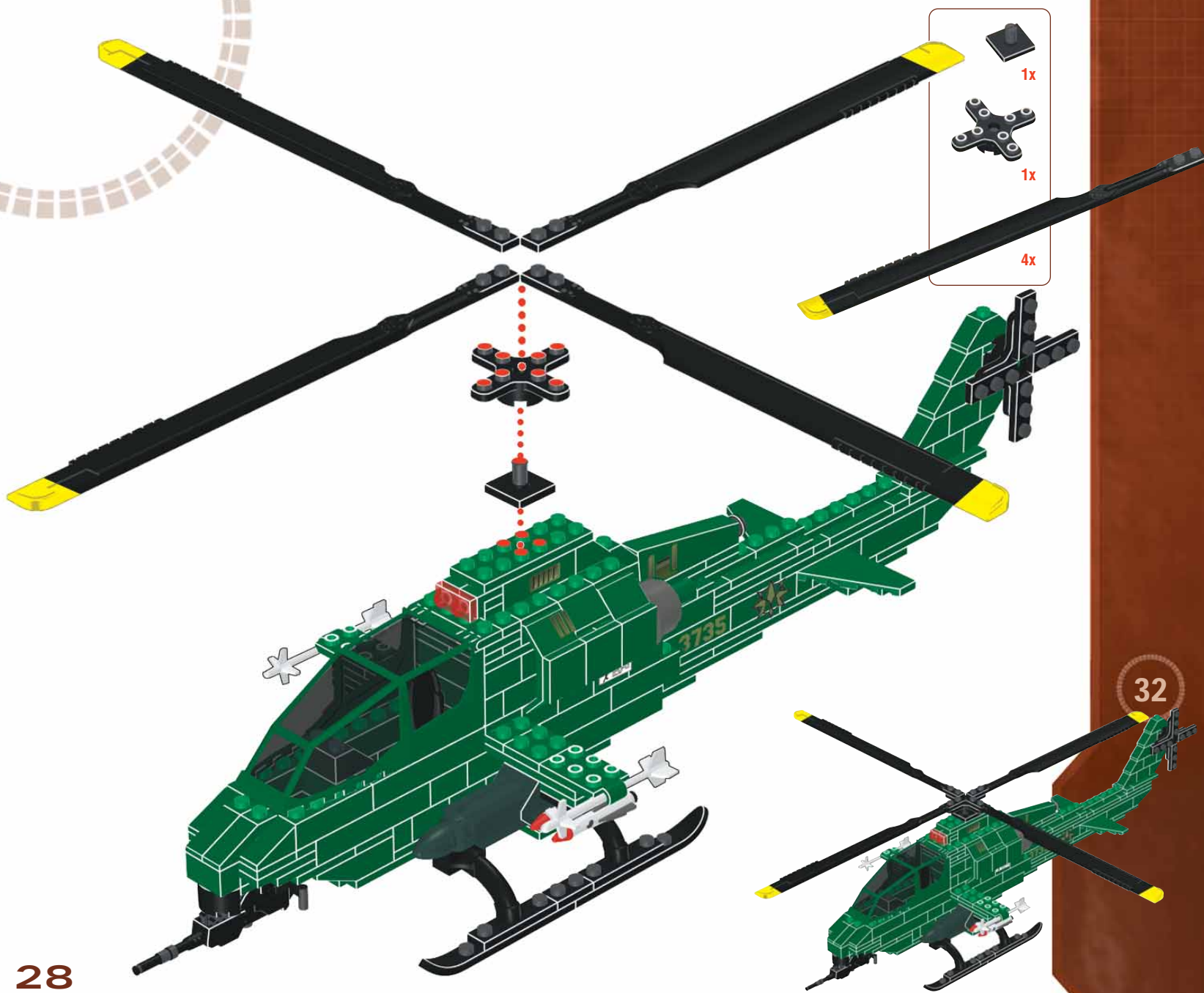

- EN** CAUTION! Do not aim at eyes or face.
- ES** ¡ADVERTENCIA! NO dirigir nunca los proyectiles hacia los ojos o la cara.
- FR** ATTENTION! Ne pas viser les yeux ou le visage.
- DE** VORSICHT! Nicht auf das Gesicht oder die Augen richten.
- NL** LET OP: Niet op ogen of gezicht richten.
- DA** ADVARSEL! Peg ikke i retning af øjne eller ansigt.
- EL** ΠΡΟΣΟΧΗ! Να μην σκοπεύετε προς τα μάτια ή το πρόσωπο.
- FI** VARO! Älä tähtää silmiin tai kasvoihin.
- IT** Attenzione! Non puntare verso gli occhi o il viso.
- NO** FORSIKTIG! Sikt ikke mot øyne eller ansikt.
- PT** ATENÇÃO: Não apontar para os olhos ou o rosto.
- SV** VAR FÖRSIKTIG! Rikta inte med ögon eller ansikte.
- JA** 注意！目や顔に使用しないで下さい。
- ZH** 警告！不要对准眼睛或脸。

Use only the projectiles included with this toy. / Utilizar solamente los proyectiles incluidos con el juguete. / Utiliser seulement les projectiles fournis avec le jouet. / Nur die mit dem Spielzeug mitgelieferten Projektile verwenden. / Alleen de met het speelgoed bijgeleverde projectielen gebruiken. / Utilizzare soltanto i proiettili forniti con questo giocattolo. / Usar somente os projéteis incluídos com este brinquedo.




31





- 1x
- 1x
- 4x







# PROBUILDER®



Launching missiles!  
 ¡Lanza misiles! • Lancement de missiles!  
 Abschießbare Raketen! • Lanceerraketen!  
 Missili lanciabili! • Misseis lançáveis!



Squadron Leader  
 Jefe de escuadrón • Chef d'escadron  
 Luftwaffenmajor • Eskadercommandant  
 Capo Squadriglia • Chefe de Esquadilha



## HYDRA Airborne Support Unit™

over 16" long • ¡Más de 40 cm de largo! • Plus de 40 cm de longueur!  
 Mehr als 40 cm lang! • Meer dan 40 cm lang! • Lungo più di 40 cm!  
 Mais de 40 cm de comprimento!



**3731**  
 SNAKE Mobile  
 Defense Unit™



**3708**  
 Navy Destroyer



**3707**  
 Air Force  
 Warthog



**3701**  
 FX Striker



**3735**  
 HYDRA Airborne  
 Support Unit™



© 2006, MEGA BLOKS INC. / © and ™ denote trademarks of MEGA BLOKS INC. / © y ™ designan la marca registrada y la marca comercial de MEGA BLOKS INC. /  
 © et ™ désignent des marques de commerce de MEGA BLOKS INC. / © und ™ sind Markenzeichen der Firma MEGA BLOKS INC. / © en ™ duiden op han-  
 delsmerken van MEGA BLOKS INC. / © e ™ indicano dei marchio depositato di MEGA BLOKS INC. / © e ™ denotam marcas registradas de MEGA BLOKS INC.

Printed in China AD037351